

MULTI TOWN COMPS

November 6, 2018

TOWN	2015 POPULATION	FY 2018 REVENUES	FY 2018 TAX RATE	FY 2018 AVERAGE TAX BILL	FY 2015 DOR INCOME PER CAPITA
EAST BRIDGEWATER	14343	\$52,021,741.00	\$17.96	\$5,844.00	\$32,092.00
TOWN	2015 POPULATION	FY 2018 REVENUES	FY 2018 TAX RATE	FY 2018 AVERAGE TAX BILL	FY 2015 DOR INCOME PER CAPITA
1 ABINGTON	16227	\$58,207,580.00	\$17.82	\$6,113.00	\$34,342.00
2 AUBURN	16516	\$65,155,505.00	\$18.44	\$4,638.00	\$33,397.00
3 BELCHERTOWN	14929	\$52,611,688.00	\$18.19	\$4,769.00	\$33,107.00
4 BREWSTER	9918	\$53,280,853.00	\$8.58	\$4,499.00	\$32,143.00
5 CAVER	11629	\$47,774,889.00	\$17.63	\$5,206.00	\$29,476.00
6 CHATHAM	6143	\$50,506,567.00	\$4.85	\$4,651.00	\$56,654.00
7 CLINTON	13805	\$53,391,184.00	\$16.98	\$4,278.00	\$29,704.00
8 COHASSET	8383	\$55,167,435.00	\$12.79	\$12,275.00	\$107,369.00
9 EASTHAMPTON	16030	\$45,137,209.00	\$16.00	\$3,830.00	\$28,590.00
10 HANOVER	14424	\$66,156,784.00	\$16.28	\$8,002.00	\$53,689.00
11 HOLBROOK	11050	\$46,620,916.00	\$20.67	\$5,843.00	\$29,206.00
12 HOLDEN	18645	\$62,021,102.00	\$17.61	\$5,426.00	\$42,315.00
13 HULL	10491	\$45,893,826.00	\$13.42	\$5,606.00	\$37,180.00
14 IPSWICH	13804	\$59,787,177.00	\$14.24	\$7,332.00	\$48,008.00
15 KINGSTON	13301	\$57,250,527.00	\$16.45	\$6,279.00	\$39,718.00
16 MEDWAY	13253	\$63,145,324.00	\$17.66	\$7,173.00	\$49,338.00
17 NORTHBRIDGE	16544	\$50,073,862.00	\$12.94	\$3,897.00	\$33,424.00
18 NORTON	19468	\$67,712,026.00	\$15.16	\$5,132.00	\$34,403.00
19 NORWELL	10984	\$58,532,338.00	\$16.34	\$10,193.00	\$89,034.00
20 RAYNHAM	13797	\$46,965,551.00	\$14.90	\$5,347.00	\$38,653.00
21 SEEKONK	14968	\$56,378,191.00	\$13.35	\$4,352.00	\$35,198.00
22 SOUTH HADLEY	17743	\$50,016,073.00	\$17.64	\$4,361.00	\$30,266.00
23 UXBRIDGE	13892	\$53,779,448.00	\$17.17	\$5,178.00	\$34,626.00
24 WILBRAHAM	14638	\$48,546,149.00	\$22.64	\$6,326.00	\$44,291.00
25 WINTHROP	18164	\$62,982,461.00	\$14.16	\$5,946.00	\$32,563.00
AVERAGE	13950	\$55,083,786.60	\$15.68	\$5,866.08	\$42,267.76

MULTI TOWN COMPS

November 6, 2018

TOWN		FY 2017 BUDGET EXPENDITURES	FY 2017 POLICE EXPENDITURES	%	FY 2017 FIRE EXPENDITURES	%	FY 2017 EDUCATION EXPENDITURES	%	FY 2017 PUBLIC WORKS EXPENDITURES	%	FY 2017 DEBT SERVICE EXPENDITURES	%	FY 2017 HEALTH INS. EXPENDITURES	%	FY 2017 PENSIONS EXPENDITURES	%	FY 2017 ALL OTHER EXPENDITURES	%
EAST BRIDGEWATER		\$44,011,897.00	\$2,437,300.00	5.54%	\$2,370,860.00	5.39%	\$21,381,301.00	48.58%	\$1,760,868.00	4.00%	\$4,383,009.00	9.96%	\$3,928,511.00	8.93%	\$2,343,657.00	5.33%	\$5,406,391.00	12.28%
TOWN		FY 2017 BUDGET EXPENDITURES	FY 2017 POLICE EXPENDITURES	%	FY 2017 FIRE EXPENDITURES	%	FY 2017 EDUCATION EXPENDITURES	%	FY 2017 PUBLIC WORKS EXPENDITURES	%	FY 2017 DEBT SERVICE EXPENDITURES	%	FY 2017 HEALTH INS. EXPENDITURES	%	FY 2017 PENSIONS EXPENDITURES	%	FY 2017 ALL OTHER EXPENDITURES	%
1	ABINGTON	\$48,059,608.00	\$2,940,583.00	6.12%	\$2,243,605.00	4.67%	\$23,441,340.00	48.78%	\$2,284,723.00	4.75%	\$5,069,339.00	10.55%	\$5,073,528.00	10.56%	\$2,393,438.00	4.98%	\$4,613,052.00	9.60%
2	AUBURN	\$53,274,701.00	\$4,293,929.00	8.06%	\$3,175,727.00	5.96%	\$25,542,249.00	47.94%	\$4,040,246.00	7.58%	\$6,425,629.00	12.06%	\$652,053.00	1.22%	\$2,346,309.00	4.40%	\$6,798,559.00	12.76%
3	BELCHERTOWN	\$47,075,965.00	\$2,134,916.00	4.54%	\$1,429,296.00	3.04%	\$25,436,590.00	54.03%	\$1,753,576.00	3.72%	\$2,515,908.00	5.34%	\$4,315,097.00	9.17%	\$2,537,763.00	5.39%	\$6,852,819.00	14.77%
4	BREWSTER	\$40,008,209.00	\$2,521,387.00	6.30%	\$1,996,364.00	4.99%	\$17,130,464.00	42.82%	\$1,714,799.00	4.29%	\$3,029,695.00	7.57%	\$3,350,065.00	8.37%	\$2,042,090.00	5.10%	\$8,223,345.00	20.55%
5	CAVER	\$38,085,413.00	\$2,028,629.00	5.33%	\$820,063.00	2.15%	\$23,814,137.00	62.53%	\$1,631,067.00	4.28%	\$2,387,039.00	6.27%	\$981,703.00	2.53%	\$1,219,554.00	3.20%	\$5,223,221.00	13.71%
6	CHATHAM	\$42,447,371.00	\$2,641,759.00	6.22%	\$3,890,689.00	9.17%	\$8,842,798.00	20.83%	\$3,678,916.00	8.67%	\$7,656,248.00	18.04%	\$2,259,692.00	5.32%	\$1,833,890.00	4.32%	\$11,645,379.00	27.43%
7	CLINTON	\$41,395,648.00	\$3,106,842.00	7.51%	\$1,841,255.00	4.45%	\$21,475,531.00	51.88%	\$1,656,572.00	4.00%	\$2,320,844.00	5.61%	\$3,553,724.00	8.58%	\$2,496,288.00	6.03%	\$4,944,762.00	11.95%
8	COHASSET	\$42,198,367.00	\$2,404,988.00	5.70%	\$2,321,895.00	5.50%	\$18,200,849.00	43.13%	\$2,887,769.00	6.84%	\$3,986,678.00	9.45%	\$4,726,149.00	11.20%	\$1,880,030.00	4.46%	\$5,790,009.00	13.72%
9	EASTHAMPTON	\$38,958,231.00	\$2,502,912.00	6.42%	\$2,308,304.00	5.93%	\$16,437,191.00	42.19%	\$2,218,437.00	5.69%	\$2,436,882.00	6.26%	\$4,155,925.00	10.67%	\$2,719,728.00	6.98%	\$6,178,852.00	15.86%
10	HANOVER	\$56,891,932.00	\$3,104,929.00	5.46%	\$2,938,135.00	5.16%	\$27,180,350.00	47.78%	\$3,029,760.00	5.33%	\$5,323,530.00	9.36%	\$3,250,065.00	5.71%	\$3,472,947.00	6.10%	\$8,592,216.00	15.10%
11	HOLBROOK	\$39,055,250.00	\$2,611,332.00	6.69%	\$3,080,584.00	7.89%	\$15,860,739.00	40.61%	\$1,690,922.00	4.33%	\$4,544,608.00	11.64%	\$4,792,494.00	12.27%	\$2,160,100.00	5.53%	\$4,314,471.00	11.05%
12	HOLDEN	\$46,554,204.00	\$2,122,841.00	4.56%	\$1,210,408.00	2.60%	\$25,640,567.00	55.08%	\$3,583,021.00	7.70%	\$5,566,699.00	11.96%	\$1,246,428.00	2.68%	\$1,375,352.00	2.95%	\$5,808,888.00	12.48%
13	HULL	\$38,016,917.00	\$2,954,917.00	7.77%	\$3,210,943.00	8.45%	\$14,769,067.00	38.85%	\$1,375,846.00	3.62%	\$2,232,256.00	5.87%	\$4,171,785.00	10.97%	\$3,643,760.00	9.58%	\$5,859,321.00	14.88%
14	IPSWICH	\$47,888,370.00	\$2,916,551.00	6.09%	\$1,627,341.00	3.40%	\$27,643,255.00	57.72%	\$3,234,466.00	6.75%	\$3,939,867.00	8.23%	\$1,368,816.00	2.86%	\$1,529,208.00	3.19%	\$5,628,866.00	11.75%
15	KINGSTON	\$45,609,815.00	\$3,281,070.00	7.19%	\$2,615,894.00	5.74%	\$22,993,931.00	50.41%	\$3,641,931.00	7.98%	\$2,538,975.00	5.57%	\$2,789,344.00	6.12%	\$2,047,367.00	4.49%	\$5,701,303.00	12.50%
16	MEDWAY	\$48,434,364.00	\$2,740,030.00	5.66%	\$816,179.00	1.69%	\$25,987,386.00	53.65%	\$1,919,820.00	3.96%	\$2,762,328.00	5.70%	\$4,547,347.00	9.39%	\$2,098,530.00	4.33%	\$7,592,744.00	15.61%
17	NORTHBRIDGE	\$41,514,004.00	\$2,535,508.00	6.11%	\$774,315.00	1.87%	\$24,907,185.00	60.00%	\$1,612,238.00	3.88%	\$400,287.00	0.96%	\$5,377,578.00	12.95%	\$1,528,146.00	3.68%	\$4,376,747.00	10.55%
18	NORTON	\$56,721,282.00	\$3,400,148.00	5.99%	\$4,308,387.00	7.60%	\$28,669,276.00	50.54%	\$1,235,132.00	2.18%	\$2,260,718.00	3.99%	\$7,100,168.00	12.52%	\$2,601,305.00	4.59%	\$7,146,146.00	12.60%
19	NORWELL	\$52,419,409.00	\$2,795,104.00	5.33%	\$2,434,021.00	4.64%	\$25,788,500.00	49.20%	\$4,832,214.00	9.22%	\$3,478,332.00	6.64%	\$4,936,457.00	9.42%	\$2,336,032.00	4.46%	\$5,818,749.00	11.10%
20	RAYNHAM	\$37,235,753.00	\$4,817,465.00	12.94%	\$2,854,663.00	7.67%	\$19,491,069.00	52.35%	\$1,901,729.00	5.11%	\$280,742.00	0.75%	\$1,703,237.00	4.57%	\$1,616,164.00	4.34%	\$4,570,684.00	12.27%
21	SEEKONK	\$48,649,603.00	\$3,675,332.00	7.55%	\$2,105,890.00	4.33%	\$25,520,261.00	52.46%	\$1,338,200.00	2.75%	\$1,183,948.00	2.43%	\$5,355,791.00	11.01%	\$2,341,829.00	4.81%	\$7,128,352.00	14.65%
22	SOUTH HADLEY	\$43,479,882.00	\$2,608,049.00	6.00%	\$0.00	0.00%	\$21,331,040.00	49.06%	\$1,322,885.00	3.04%	\$4,352,634.00	10.01%	\$3,956,248.00	9.10%	\$2,674,901.00	6.15%	\$7,234,125.00	16.64%
23	UXBRIDGE	\$42,843,153.00	\$2,062,796.00	4.81%	\$1,501,013.00	3.50%	\$22,788,468.00	53.19%	\$2,001,113.00	4.67%	\$4,432,261.00	10.35%	\$5,161,146.00	12.05%	\$1,552,552.00	3.62%	\$3,343,804.00	7.80%
24	WILBRAHAM	\$38,577,298.00	\$2,439,546.00	6.32%	\$1,875,082.00	4.86%	\$23,807,531.00	61.71%	\$1,956,699.00	5.07%	\$355,137.00	0.92%	\$1,181,893.00	3.06%	\$1,698,889.00	4.40%	\$5,262,521.00	13.64%
25	WINTHROP	\$47,337,073.00	\$3,285,738.00	6.94%	\$2,863,523.00	6.05%	\$19,565,020.00	41.33%	\$3,820,335.00	8.07%	\$3,092,425.00	6.53%	\$5,877,877.00	12.42%	\$2,865,004.00	6.05%	\$5,967,151.00	12.61%
AVERAGE		\$44,909,272.88	\$2,877,092.04		\$2,169,743.04		\$22,090,591.76		\$2,414,496.72		\$3,302,912.36		\$3,674,584.40		\$2,200,447.84		\$6,179,404.72	

MULTI TOWN COMPS

November 6, 2018

TOWN		FY 2017 BUDGET EXPENDITURES	FY 2017 POLICE EXPENDITURES	%
1	RAYNHAM	\$37,235,753.00	\$4,817,465.00	12.94%
2	AUBURN	\$53,274,701.00	\$4,293,929.00	8.06%
3	HULL	\$38,016,917.00	\$2,954,917.00	7.77%
4	SEEKONK	\$48,649,603.00	\$3,675,332.00	7.55%
5	CLINTON	\$41,395,648.00	\$3,106,842.00	7.51%
6	KINGSTON	\$45,609,815.00	\$3,281,070.00	7.19%
7	WINTHROP	\$47,337,073.00	\$3,285,738.00	6.94%
8	HOLBROOK	\$39,055,250.00	\$2,611,332.00	6.69%
9	EASTHAMPTON	\$38,958,231.00	\$2,502,912.00	6.42%
10	WILBRAHAM	\$38,577,298.00	\$2,439,546.00	6.32%
11	BREWSTER	\$40,008,209.00	\$2,521,387.00	6.30%
12	CHATHAM	\$42,447,371.00	\$2,641,759.00	6.22%
13	ABINGTON	\$48,059,608.00	\$2,940,583.00	6.12%
14	NORTHBRIDGE	\$41,514,004.00	\$2,535,508.00	6.11%
15	IPSWICH	\$47,888,370.00	\$2,916,551.00	6.09%
16	SOUTH HADLEY	\$43,479,882.00	\$2,608,049.00	6.00%
17	NORTON	\$56,721,282.00	\$3,400,148.00	5.99%
18	COHASSET	\$42,198,367.00	\$2,404,988.00	5.70%
19	MEDWAY	\$48,434,364.00	\$2,740,030.00	5.66%
20	EAST BRIDGEWATER	\$44,011,897.00	\$2,437,300.00	5.54%
21	HANOVER	\$56,891,932.00	\$3,104,929.00	5.46%
22	NORWELL	\$52,419,409.00	\$2,795,104.00	5.33%
23	CAVER	\$38,085,413.00	\$2,028,629.00	5.33%
24	UXBRIDGE	\$42,843,153.00	\$2,062,796.00	4.81%
25	HOLDEN	\$46,554,204.00	\$2,122,841.00	4.56%
26	BELCHERTOWN	\$47,075,965.00	\$2,134,916.00	4.54%
AVERAGE		\$44,874,758.42	\$2,860,176.96	6.43%

MULTI TOWN COMPS

November 6, 2018

TOWN		FY 2017 BUDGET EXPENDITURES	FY 2017 FIRE EXPENDITURES	%
1	CHATHAM	\$42,447,371.00	\$3,890,689.00	9.17%
2	HULL	\$38,016,917.00	\$3,210,943.00	8.45%
3	HOLBROOK	\$39,055,250.00	\$3,080,584.00	7.89%
4	RAYNHAM	\$37,235,753.00	\$2,854,663.00	7.67%
5	NORTON	\$56,721,282.00	\$4,308,387.00	7.60%
6	WINTHROP	\$47,337,073.00	\$2,863,523.00	6.05%
7	AUBURN	\$53,274,701.00	\$3,175,727.00	5.96%
8	EASTHAMPTON	\$38,958,231.00	\$2,308,304.00	5.93%
9	KINGSTON	\$45,609,815.00	\$2,615,894.00	5.74%
10	COHASSET	\$42,198,367.00	\$2,321,895.00	5.50%
11	EAST BRIDGEWATER	\$44,011,897.00	\$2,370,860.00	5.39%
12	HANOVER	\$56,891,932.00	\$2,938,135.00	5.16%
13	BREWSTER	\$40,008,209.00	\$1,996,364.00	4.99%
14	WILBRAHAM	\$38,577,298.00	\$1,875,082.00	4.86%
15	ABINGTON	\$48,059,608.00	\$2,243,605.00	4.67%
16	NORWELL	\$52,419,409.00	\$2,434,021.00	4.64%
17	CLINTON	\$41,395,648.00	\$1,841,255.00	4.45%
18	SEEKONK	\$48,649,603.00	\$2,105,890.00	4.33%
19	UXBRIDGE	\$42,843,153.00	\$1,501,013.00	3.50%
20	IPSWICH	\$47,888,370.00	\$1,627,341.00	3.40%
21	BELCHERTOWN	\$47,075,965.00	\$1,429,296.00	3.04%
22	HOLDEN	\$46,554,204.00	\$1,210,408.00	2.60%
23	CAVER	\$38,085,413.00	\$820,063.00	2.15%
24	NORTHBRIDGE	\$41,514,004.00	\$774,315.00	1.87%
25	MEDWAY	\$48,434,364.00	\$816,179.00	1.69%
26	SOUTH HADLEY	\$43,479,882.00	\$0.00	0.00%
AVERAGE		\$44,874,758.42	\$2,177,478.31	4.87%

MULTI TOWN COMPS

November 6, 2018

TOWN		FY 2017 BUDGET EXPENDITURES	FY 2017 EDUCATION EXPENDITURES	%
1	CAVER	\$38,085,413.00	\$23,814,137.00	62.53%
2	WILBRAHAM	\$38,577,298.00	\$23,807,531.00	61.71%
3	NORTHBRIDGE	\$41,514,004.00	\$24,907,185.00	60.00%
4	IPSWICH	\$47,888,370.00	\$27,643,255.00	57.72%
5	HOLDEN	\$46,554,204.00	\$25,640,567.00	55.08%
6	BELCHERTOWN	\$47,075,965.00	\$25,436,590.00	54.03%
7	MEDWAY	\$48,434,364.00	\$25,987,386.00	53.65%
8	UXBRIDGE	\$42,843,153.00	\$22,788,468.00	53.19%
9	SEEKONK	\$48,649,603.00	\$25,520,261.00	52.46%
10	RAYNHAM	\$37,235,753.00	\$19,491,069.00	52.35%
11	CLINTON	\$41,395,648.00	\$21,475,531.00	51.88%
12	NORTON	\$56,721,282.00	\$28,669,276.00	50.54%
13	KINGSTON	\$45,609,815.00	\$22,993,931.00	50.41%
14	NORWELL	\$52,419,409.00	\$25,788,500.00	49.20%
15	SOUTH HADLEY	\$43,479,882.00	\$21,331,040.00	49.06%
16	ABINGTON	\$48,059,608.00	\$23,441,340.00	48.78%
17	EAST BRIDGEWATER	\$44,011,897.00	\$21,381,301.00	48.58%
18	AUBURN	\$53,274,701.00	\$25,542,249.00	47.94%
19	HANOVER	\$56,891,932.00	\$27,180,350.00	47.78%
20	COHASSET	\$42,198,367.00	\$18,200,849.00	43.13%
21	BREWSTER	\$40,008,209.00	\$17,130,464.00	42.82%
22	EASTHAMPTON	\$38,958,231.00	\$16,437,191.00	42.19%
23	WINTHROP	\$47,337,073.00	\$19,565,020.00	41.33%
24	HOLBROOK	\$39,055,250.00	\$15,860,739.00	40.61%
25	HULL	\$38,016,917.00	\$14,769,067.00	38.85%
26	CHATHAM	\$42,447,371.00	\$8,842,798.00	20.83%
AVERAGE		\$44,874,758.42	\$22,063,311.35	49.10%

MULTI TOWN COMPS

November 6, 2018

TOWN		FY 2017 BUDGET EXPENDITURES	FY 2017 PUBLIC WORKS EXPENDITURES	%
1	NORWELL	\$52,419,409.00	\$4,832,214.00	9.22%
2	CHATHAM	\$42,447,371.00	\$3,678,916.00	8.67%
3	WINTHROP	\$47,337,073.00	\$3,820,335.00	8.07%
4	KINGSTON	\$45,609,815.00	\$3,641,931.00	7.98%
5	HOLDEN	\$46,554,204.00	\$3,583,021.00	7.70%
6	AUBURN	\$53,274,701.00	\$4,040,246.00	7.58%
7	COHASSET	\$42,198,367.00	\$2,887,769.00	6.84%
8	IPSWICH	\$47,888,370.00	\$3,234,466.00	6.75%
9	EASTHAMPTON	\$38,958,231.00	\$2,218,437.00	5.69%
10	HANOVER	\$56,891,932.00	\$3,029,760.00	5.33%
11	RAYNHAM	\$37,235,753.00	\$1,901,729.00	5.11%
12	WILBRAHAM	\$38,577,298.00	\$1,956,699.00	5.07%
13	ABINGTON	\$48,059,608.00	\$2,284,723.00	4.75%
14	UXBRIDGE	\$42,843,153.00	\$2,001,113.00	4.67%
15	HOLBROOK	\$39,055,250.00	\$1,690,922.00	4.33%
16	BREWSTER	\$40,008,209.00	\$1,714,799.00	4.29%
17	CAVER	\$38,085,413.00	\$1,631,067.00	4.28%
18	CLINTON	\$41,395,648.00	\$1,656,572.00	4.00%
19	EAST BRIDGEWATER	\$44,011,897.00	\$1,760,868.00	4.00%
20	MEDWAY	\$48,434,364.00	\$1,919,820.00	3.96%
21	NORTHBRIDGE	\$41,514,004.00	\$1,612,238.00	3.88%
22	BELCHERTOWN	\$47,075,965.00	\$1,753,576.00	3.72%
23	HULL	\$38,016,917.00	\$1,375,848.00	3.62%
24	SOUTH HADLEY	\$43,479,882.00	\$1,322,885.00	3.04%
25	SEEKONK	\$48,649,603.00	\$1,338,200.00	2.75%
26	NORTON	\$56,721,282.00	\$1,235,132.00	2.18%
AVERAGE		\$44,874,758.42	\$2,389,357.15	5.29%

MULTI TOWN COMPS

November 6, 2018

TOWN		FY 2017 BUDGET EXPENDITURES	FY 2017 DEBT SERVICE EXPENDITURES	%
1	CHATHAM	\$42,447,371.00	\$7,656,248.00	18.04%
2	AUBURN	\$53,274,701.00	\$6,425,629.00	12.06%
3	HOLDEN	\$46,554,204.00	\$5,566,699.00	11.96%
4	HOLBROOK	\$39,055,250.00	\$4,544,608.00	11.64%
5	ABINGTON	\$48,059,608.00	\$5,069,339.00	10.55%
6	UXBRIDGE	\$42,843,153.00	\$4,432,261.00	10.35%
7	SOUTH HADLEY	\$43,479,882.00	\$4,352,634.00	10.01%
8	EAST BRIDGEWATER	\$44,011,897.00	\$4,383,009.00	9.96%
9	COHASSET	\$42,198,367.00	\$3,986,678.00	9.45%
10	HANOVER	\$56,891,932.00	\$5,323,530.00	9.36%
11	IPSWICH	\$47,888,370.00	\$3,939,867.00	8.23%
12	BREWSTER	\$40,008,209.00	\$3,029,695.00	7.57%
13	NORWELL	\$52,419,409.00	\$3,478,332.00	6.64%
14	WINTHROP	\$47,337,073.00	\$3,092,425.00	6.53%
15	CAVER	\$38,085,413.00	\$2,387,039.00	6.27%
16	EASTHAMPTON	\$38,958,231.00	\$2,436,882.00	6.26%
17	HULL	\$38,016,917.00	\$2,232,256.00	5.87%
18	MEDWAY	\$48,434,364.00	\$2,762,328.00	5.70%
19	CLINTON	\$41,395,648.00	\$2,320,644.00	5.61%
20	KINGSTON	\$45,609,815.00	\$2,538,975.00	5.57%
21	BELCHERTOWN	\$47,075,965.00	\$2,515,908.00	5.34%
22	NORTON	\$56,721,282.00	\$2,260,718.00	3.99%
23	SEEKONK	\$48,649,603.00	\$1,183,948.00	2.43%
24	NORTHBRIDGE	\$41,514,004.00	\$400,287.00	0.96%
25	WILBRAHAM	\$38,577,298.00	\$355,137.00	0.92%
26	RAYNHAM	\$37,235,753.00	\$280,742.00	0.75%
AVERAGE		\$44,874,758.42	\$3,344,454.54	7.38%

MULTI TOWN COMPS

November 6, 2018

TOWN		FY 2017 BUDGET EXPENDITURES	FY 2017 HEALTH INS. EXPENDITURES	%
1	NORTHBRIDGE	\$41,514,004.00	\$5,377,578.00	12.95%
2	NORTON	\$56,721,282.00	\$7,100,168.00	12.52%
3	WINTHROP	\$47,337,073.00	\$5,877,877.00	12.42%
4	HOLBROOK	\$39,055,250.00	\$4,792,494.00	12.27%
5	UXBRIDGE	\$42,843,153.00	\$5,161,146.00	12.05%
6	COHASSET	\$42,198,367.00	\$4,726,149.00	11.20%
7	SEEKONK	\$48,649,603.00	\$5,355,791.00	11.01%
8	HULL	\$38,016,917.00	\$4,171,785.00	10.97%
9	EASTHAMPTON	\$38,958,231.00	\$4,155,925.00	10.67%
10	ABINGTON	\$48,059,608.00	\$5,073,528.00	10.56%
11	NORWELL	\$52,419,409.00	\$4,936,457.00	9.42%
12	MEDWAY	\$48,434,364.00	\$4,547,347.00	9.39%
13	BELCHERTOWN	\$47,075,965.00	\$4,315,097.00	9.17%
14	SOUTH HADLEY	\$43,479,882.00	\$3,956,248.00	9.10%
15	EAST BRIDGEWATER	\$44,011,897.00	\$3,928,511.00	8.93%
16	CLINTON	\$41,395,648.00	\$3,553,724.00	8.58%
17	BREWSTER	\$40,008,209.00	\$3,350,065.00	8.37%
18	KINGSTON	\$45,609,815.00	\$2,789,344.00	6.12%
19	HANOVER	\$56,891,932.00	\$3,250,065.00	5.71%
20	CHATHAM	\$42,447,371.00	\$2,259,692.00	5.32%
21	RAYNHAM	\$37,235,753.00	\$1,703,237.00	4.57%
22	WILBRAHAM	\$38,577,298.00	\$1,181,893.00	3.06%
23	IPSWICH	\$47,888,370.00	\$1,368,816.00	2.86%
24	HOLDEN	\$46,554,204.00	\$1,246,428.00	2.68%
25	CAVER	\$38,085,413.00	\$961,703.00	2.53%
26	AUBURN	\$53,274,701.00	\$652,053.00	1.22%
AVERAGE		\$44,874,758.42	\$3,684,350.81	8.22%

MULTI TOWN COMPS

November 6, 2018

TOWN		FY 2017 BUDGET EXPENDITURES	FY 2017 PENSIONS EXPENDITURES	%
1	HULL	\$38,016,917.00	\$3,643,780.00	9.58%
2	EASTHAMPTON	\$38,958,231.00	\$2,719,728.00	6.98%
3	SOUTH HADLEY	\$43,479,882.00	\$2,674,901.00	6.15%
4	HANOVER	\$56,891,932.00	\$3,472,947.00	6.10%
5	WINTHROP	\$47,337,073.00	\$2,865,004.00	6.05%
6	CLINTON	\$41,395,648.00	\$2,496,288.00	6.03%
7	HOLBROOK	\$39,055,250.00	\$2,160,100.00	5.53%
8	BELCHERTOWN	\$47,075,965.00	\$2,537,763.00	5.39%
9	EAST BRIDGEWATER	\$44,011,897.00	\$2,343,657.00	5.33%
10	BREWSTER	\$40,008,209.00	\$2,042,090.00	5.10%
11	ABINGTON	\$48,059,608.00	\$2,393,438.00	4.98%
12	SEEKONK	\$48,649,603.00	\$2,341,829.00	4.81%
13	NORTON	\$56,721,282.00	\$2,601,305.00	4.59%
14	KINGSTON	\$45,609,815.00	\$2,047,367.00	4.49%
15	NORWELL	\$52,419,409.00	\$2,336,032.00	4.46%
16	COHASSET	\$42,198,367.00	\$1,880,030.00	4.46%
17	AUBURN	\$53,274,701.00	\$2,346,309.00	4.40%
18	WILBRAHAM	\$38,577,298.00	\$1,698,889.00	4.40%
19	RAYNHAM	\$37,235,753.00	\$1,616,164.00	4.34%
20	MEDWAY	\$48,434,364.00	\$2,098,530.00	4.33%
21	CHATHAM	\$42,447,371.00	\$1,833,890.00	4.32%
22	NORTHBRIDGE	\$41,514,004.00	\$1,528,146.00	3.68%
23	UXBRIDGE	\$42,843,153.00	\$1,552,552.00	3.62%
24	CAVER	\$38,085,413.00	\$1,219,554.00	3.20%
25	IPSWICH	\$47,888,370.00	\$1,529,208.00	3.19%
26	HOLDEN	\$46,554,204.00	\$1,375,352.00	2.95%
AVERAGE		\$44,874,758.42	\$2,205,955.88	4.94%

MULTI TOWN COMPS

November 6, 2018

TOWN		FY 2017 BUDGET EXPENDITURES	FY 2017 ALL OTHER EXPENDITURES	%
1	CHATHAM	\$42,447,371.00	\$11,643,379.00	27.43%
2	BREWSTER	\$40,008,209.00	\$8,223,345.00	20.55%
3	SOUTH HADLEY	\$43,479,882.00	\$7,234,125.00	16.64%
4	EASTHAMPTON	\$38,958,231.00	\$6,178,852.00	15.86%
5	MEDWAY	\$48,434,364.00	\$7,562,744.00	15.61%
6	HANOVER	\$56,891,932.00	\$8,592,216.00	15.10%
7	HULL	\$38,016,917.00	\$5,658,321.00	14.88%
8	BELCHERTOWN	\$47,075,965.00	\$6,952,819.00	14.77%
9	SEEKONK	\$48,649,603.00	\$7,128,352.00	14.65%
10	COHASSET	\$42,198,367.00	\$5,790,009.00	13.72%
11	CAVER	\$38,085,413.00	\$5,223,221.00	13.71%
12	WILBRAHAM	\$38,577,298.00	\$5,262,521.00	13.64%
13	AUBURN	\$53,274,701.00	\$6,798,559.00	12.76%
14	WINTHROP	\$47,337,073.00	\$5,967,151.00	12.61%
15	NORTON	\$56,721,282.00	\$7,146,148.00	12.60%
16	KINGSTON	\$45,609,815.00	\$5,701,303.00	12.50%
17	HOLDEN	\$46,554,204.00	\$5,808,888.00	12.48%
18	EAST BRIDGEWATER	\$44,011,897.00	\$5,406,391.00	12.28%
19	RAYNHAM	\$37,235,753.00	\$4,570,684.00	12.27%
20	CLINTON	\$41,395,648.00	\$4,944,792.00	11.95%
21	IPSWICH	\$47,888,370.00	\$5,628,866.00	11.75%
22	NORWELL	\$52,419,409.00	\$5,818,749.00	11.10%
23	HOLBROOK	\$39,055,250.00	\$4,314,471.00	11.05%
24	NORTHBRIDGE	\$41,514,004.00	\$4,378,747.00	10.55%
25	ABINGTON	\$48,059,608.00	\$4,613,052.00	9.60%
26	UXBRIDGE	\$42,843,153.00	\$3,343,804.00	7.80%
AVERAGE		\$44,874,758.42	\$6,149,673.42	13.76%

A Publication of
the Massachusetts
Department of Revenue's
Division of Local Services

City & Town

Supporting a Commonwealth of Communities

Christopher C. Harding, Commissioner • Sean R. Cronin, Senior Deputy Commissioner of Local Services



DLS
DIVISION OF LOCAL SERVICES
MA DEPARTMENT OF REVENUE

April 19th, 2018

In this issue:

- [Identifying Fiscal Stress Using the DLS Trend Dashboard](#)
- [Data Highlight of the Month: Assessed Value by Class](#)

Important Dates & Information

Sign Up for the 2018 New
Officials Finance Forum!

The Division of Local Services is offering a seminar for recently elected or appointed officials on Thursday, June 7th, 2018 at the College of the Holy Cross in Worcester. This course is designed to foster a team approach by developing an understanding of the responsibilities of local offices and duties as well as their interrelationship. Please note that preregistration is required. Registrations must be received by Monday, May 21st.

[Click here for the registration form.](#)

If you have any questions regarding this event, please contact DLS

Training Coordinator Donna

Quinn at quinnd@dor.state.ma.us or
(617) 626-3838.

Housing Choice Designation

Identifying Fiscal Stress Using the DLS Trend Dashboard

Tony Rassias - Bureau of Accounts Deputy Director

This article follows Deputy Commissioner [Sean Cronin's introduction](#) of the Division of Local Services' (DLS) [Municipal Finance Trend Dashboard](#). As outlined in that article, the Dashboard "is comprised of key municipal fiscal health indicators based upon data that is part of required municipal submissions to DLS, annual financial statements, state agency databases, and the US Census. It graphically displays trends in revenues and expenditures, municipal operating positions, demographic information, unfunded liabilities, property taxes, Proposition 2½ data, and debt."

It is our hope that this new resource will help local officials identify areas that may be trending in the wrong direction and negatively affecting fiscal health. Cities, towns, school and special purpose districts can utilize these metrics to both assess current conditions and track performance over time. To assist in these efforts, this piece will define and highlight indicators of fiscal stress as they relate to governmental financial operations. Utilizing the [DLS Municipal Finance Trend Dashboard](#), local officials can identify and monitor these early warning signs. In future articles, we will outline approaches, practices, and procedures to address difficult circumstances and prevent their re-occurrence.

What is Fiscal Stress?

Fiscal stress doesn't necessarily imply that the fiscal roof is about to collapse, but rather foretells that significant challenges may loom ahead should a community or district continue down a certain path. These challenges may then eventually affect taxpayers, creditors, vendors, employees, retirees, local officials and the local governmental entity itself.

According to a [Pew Charitable Research Report of July 2013](#):

When budget gaps widen and a city cannot pay its bills, meet its payroll, balance its budget, or carry out essential services, the local government is viewed as distressed. Officials usually respond with some combination of service cuts, worker layoffs, tax and fee increases, reserve spending, and borrowing. If those measures do not work and the city no longer has the money to meet its obligations, the distress can escalate into a crisis or financial emergency, which may include defaulting on a bond payment

Online Application Now Open

The Housing Choice Initiative provides incentives, rewards, technical assistance and targeted legislative reform to encourage and empower municipalities to plan and build the diverse housing stock that the Commonwealth needs to continue to thrive.

The online application contains detailed information about the criteria for designation and submittal requirements. The application period will close on April 30, 2018 at 3:00pm. For more information about the program, please visit <https://www.mass.gov/housingchoice>

DEP Offering Municipal *Recycling IQ Kit*

The Baker-Polito Administration has a new resource through the Massachusetts Department of Environmental Protection (MassDEP) to help cities and towns across the Commonwealth increase the quality of the residential recycling stream. The *Recycling IQ Kit* will help municipalities educate residents on how to better recycle in order to remove contaminants from the recycling stream and make those materials more attractive to the world's commodity markets. The program has already awarded a total of \$187,500 to the communities of Dartmouth, Lowell, Lynn, New Bedford, Halifax and Chatham. Additional funding is available to more communities that sign up to implement the strategies included in the *Recycling IQ Kit* program.

Office of the Inspector General
Presents Advanced Topics in
Public Procurement

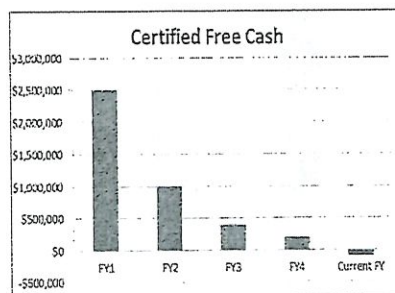
or, in rare instances, filing for Chapter 9 bankruptcy protection.

A fiscal crisis can occur in any city, town, regional school or special purpose district. It causes public discontent with government, breeds low morale with its employees, prompts concerns by retirees about retiree benefits, and sends signals to the credit market of heightened credit risk.

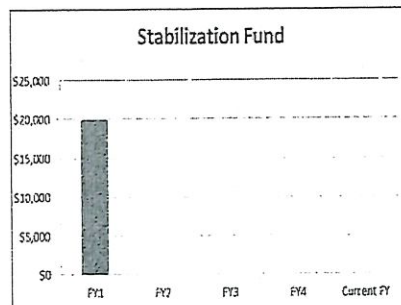
Identifying Fiscal Stress Using the Dashboard

Monitoring fiscal activity within a fiscal year and trended over multiple fiscal years can determine whether a community is meeting its objectives. Our Municipal Trend Dashboard can be used to view indicators of fiscal stress including operating position, unfunded liabilities, property taxes, revenues and expenditures, demographics, and debt. Below please find some examples of Dashboard information revealing potentially problematic trends.

Operating Position



Free cash may be appropriated for any lawful purpose. Note that this community's free cash trended downward year-over-year and into negative position. This may be the result of poor revenue budget planning, overspending, or insufficient collection efforts.



The stabilization fund may be appropriated for any lawful purpose. Note that this community's stabilization fund was depleted some time ago and remains so.

Combining the above metrics, we see a community that has no available reserves. Obviously, this is a very precarious situation to be in financially. DLS recommends that the local government establish a sound reserve policy as outlined here.

Unfunded Future Liabilities

Don't miss out on the chance to learn about public procurement on Wednesday, May 23, 2018 from 9am to 4pm in Falmouth, MA! In this one-day class, you will learn about public procurement laws such as Chapter 30B and Chapter 149, best practices for contract administration, the prevention and detection of procurement and contract fraud, and the protection of personally identifiable information (PII).

Attendees are eligible for six continuing education credits (CPEs) or professional development points (PDPs). Lunch will be provided. The cost of this class is \$200 per person. To register, please complete the registration form [here](#).

MUNICIPAL Databank



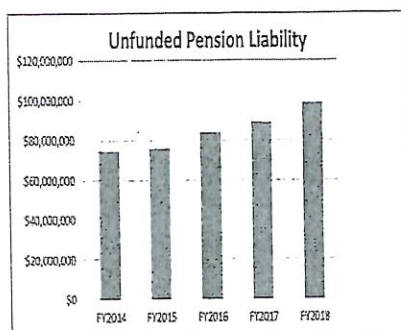
Other DLS Links:

[Local Officials Directory](#)

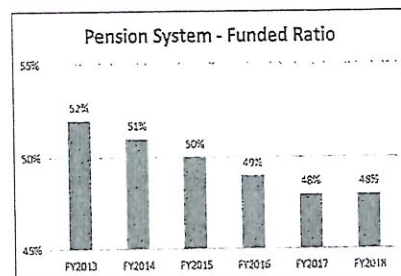
[Information Guideline](#)

[Releases \(IGRs\)](#)

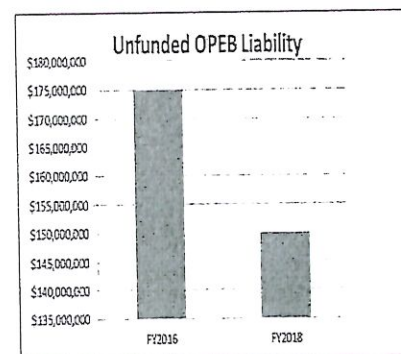
[Bulletins](#)



The unfunded pension liability here is rising and must be funded according to Massachusetts General Law and the terms of the local pension system.



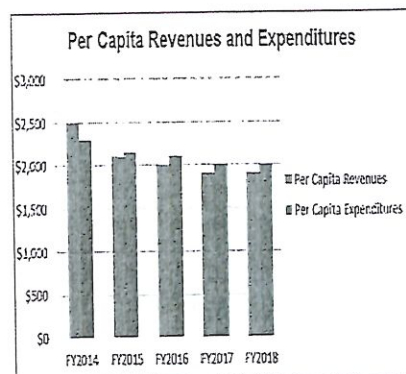
This system's funded ratio has been on a slight decline in recent fiscal years.



There is no legal requirement to fund the unfunded OPEB liability and this liability has reduced. However, there is still \$150 million in liability currently outstanding.

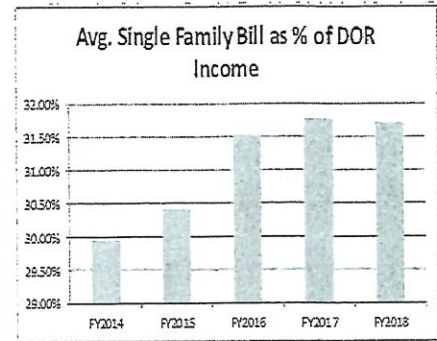
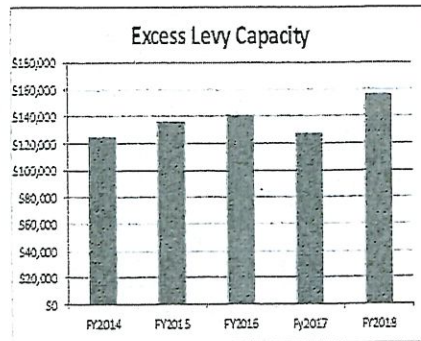
Taking the above three metrics together, we see \$250 million in unfunded liabilities. Such liabilities could put a strain on the community's future ability to provide core services to the public.

Revenues and Expenditures



In earlier fiscal years, per capita revenues exceeded per capita expenditures. This dynamic has changed in recent fiscal years.

Property Taxes



In the above combination, there is excess levy capacity to tackle additional expenditures inside the Proposition 2½ levy limit, but this community's average single family tax bill as a percent of income is one of the highest in the Commonwealth. As a result, policymakers must reconcile the need for revenue with the demands of the overall tax burden on residents and businesses. Such challenges are faced every day by local officials across Massachusetts.

The above are just a few examples of how city, town, regional school or special purpose district officials can use the [DLS Municipal Trend Dashboard](#) to identify fiscal stress indicators. In coming issues, we will delve further into other areas of concern and establish a road map back to fiscal health for distressed communities.

Data Highlight of the Month: Assessed Value by Class

Anthonia Bakare - Municipal Databank

There are two Assessed Value by Class reports available on the Municipal Databank website under "Reports Relating to Property Tax Data and Statistics". One report pertains to municipalities; the other pertains to special taxing districts. Both reports include: assessed values by major property classes: residential, open space, commercial, industrial, personal property and total assessed value information. This data is from FY2003 – 2018 for municipalities and 2008 – 2018 for districts. The tables can be exported to Excel.

In January, DLS announced its new [Municipal Finance Trend Dashboard](#) which includes Assessed Value by Class data under [Category Three](#) – Property Taxes. This data is presented in a chart that can be exported to PDF.

We hope you become better acquainted with the data the Division of Local Services has to offer through the *Data Highlight of the Month*. For more information, contact us directly at databank@dor.state.ma.us or (617) 626-2384.

April Municipal Calendar

1 Collector

Mail 2nd Half Semiannual Tax Bills

By this date, collectors in communities using the regular semiannual billing system mail the 2nd half actual tax bills or, if using optional preliminary bills, mail the actual tax bills.

1 Collector

Mail 4th Quarter Tax Bills

Collector mails these bills if the 4th quarter bills were not included in the December mailings.

Deadline to Pay Semiannual Bill

1	Taxpayer	M.G.L. c. 59, § 57C sets this as the deadline to pay the actual tax without interest in communities using the annual preliminary tax billing system on a semiannual basis, unless the bills were mailed after December 31. If mailed after December 31, payment is due either May 1 or 30 days from the date of the mailing, whichever is later.
1	Taxpayer	Deadline to Apply for Property Tax Exemptions for Persons, Residential Exemptions, and Small Commercial Exemptions This is the deadline to apply to the assessors if actual tax bills are mailed on or before January 1. If mailed after January 1, taxpayers have 3 months from the mailing date to file exemption applications.
30	State Treasurer	Notification of Monthly Local Aid Distributions , see IGR 17-17 for more cherry sheet payment information, monthly breakdown by program is available here .

Editor: Dan Bertrand

Editorial Board: Sean Cronin, Anthonia Bakare, Linda Bradley, Deb Joyce, Theo Kalivas, Patricia Hunt and Tony Rassias

Contact *City & Town* with questions, comments and feedback by emailing us at cityandtown@dor.state.ma.us.

To unsubscribe to *City & Town* and all DLS alerts, email dls_alerts@dor.state.ma.us.



DLS

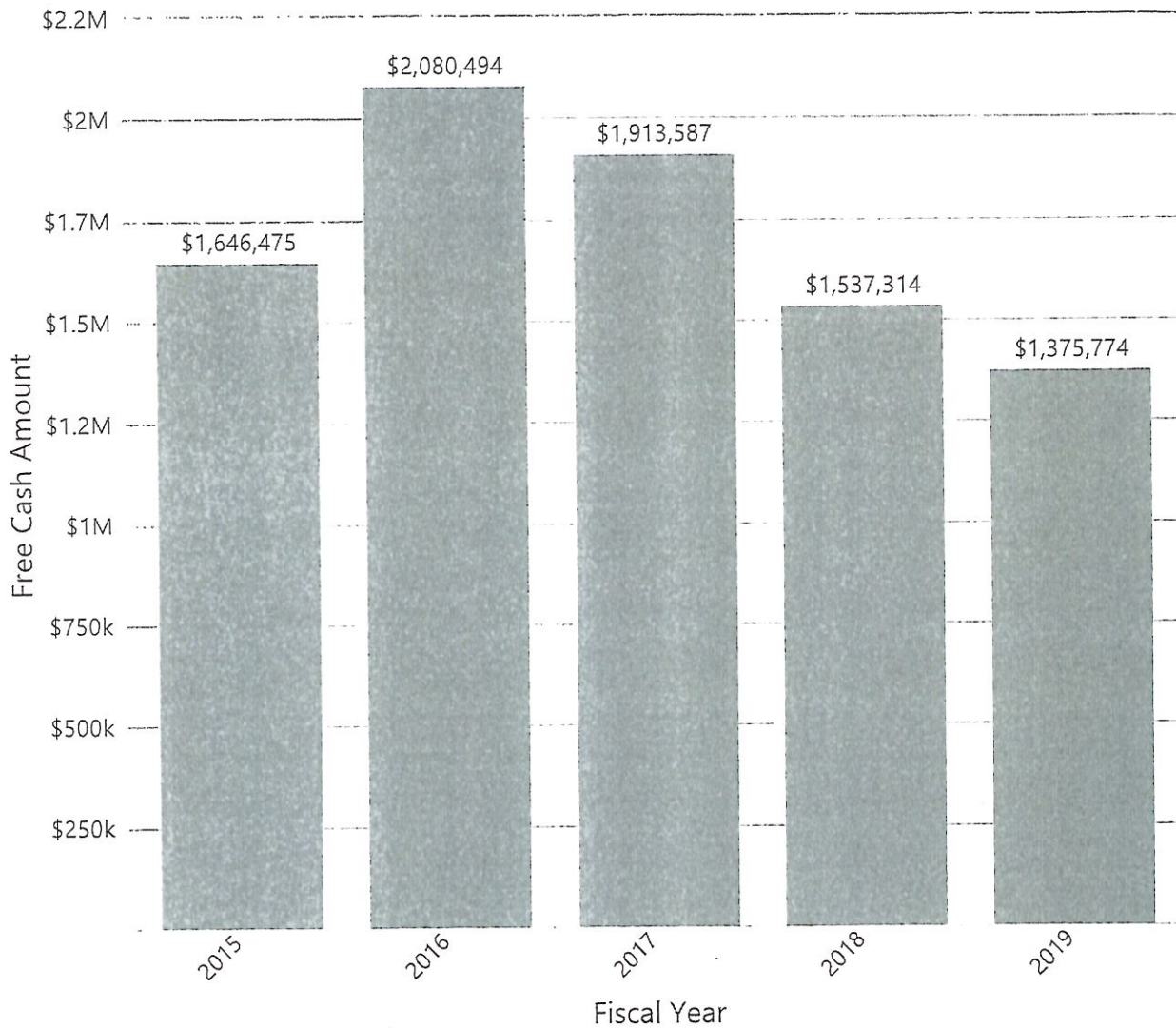
DIVISION OF LOCAL SERVICES
MA DEPARTMENT OF REVENUE

Municipal Databank

Category 1 - Certified Free Cash

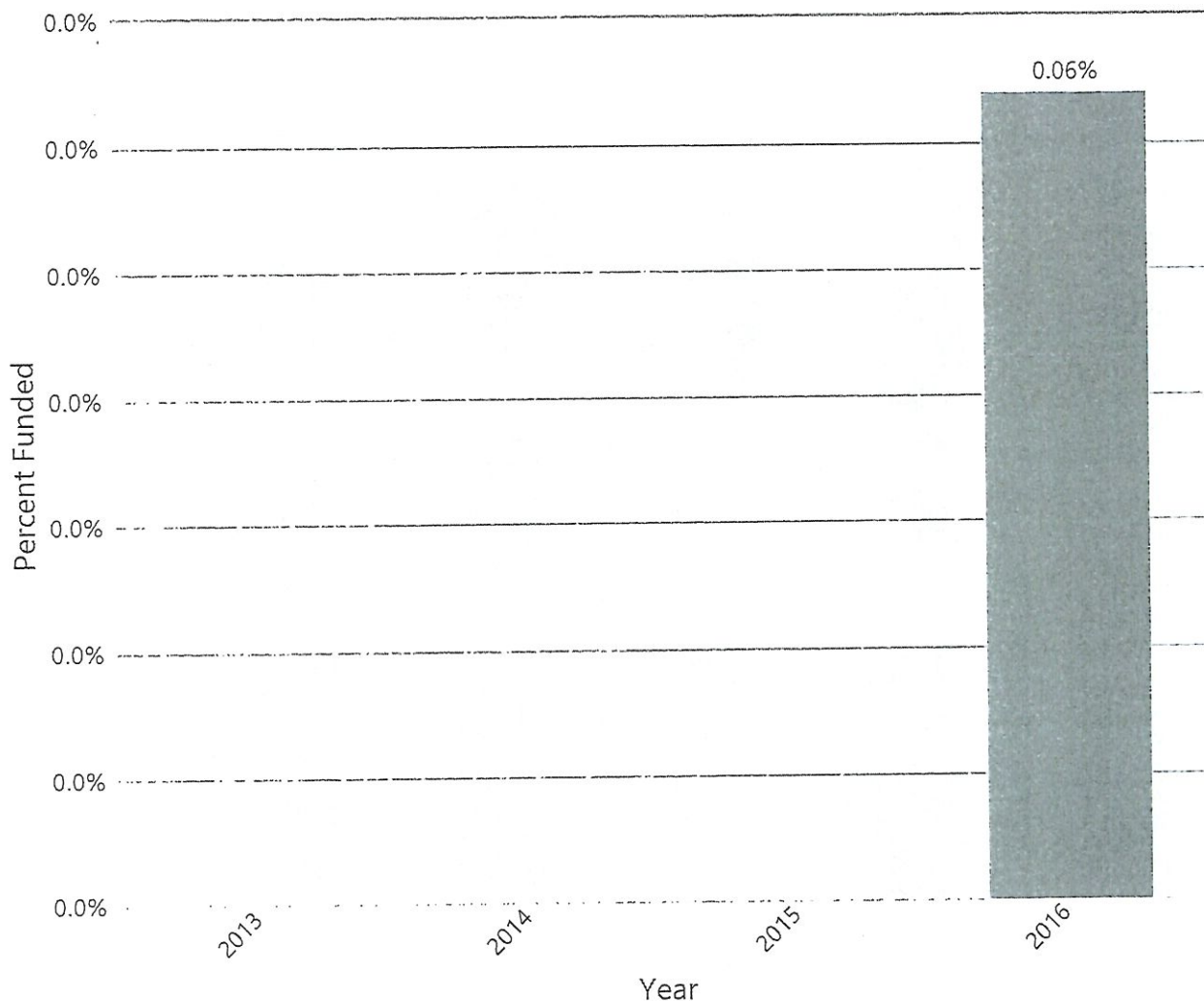
Data current as of 12/07/2018

Town of East Bridgewater





Town of East Bridgewater





DLS

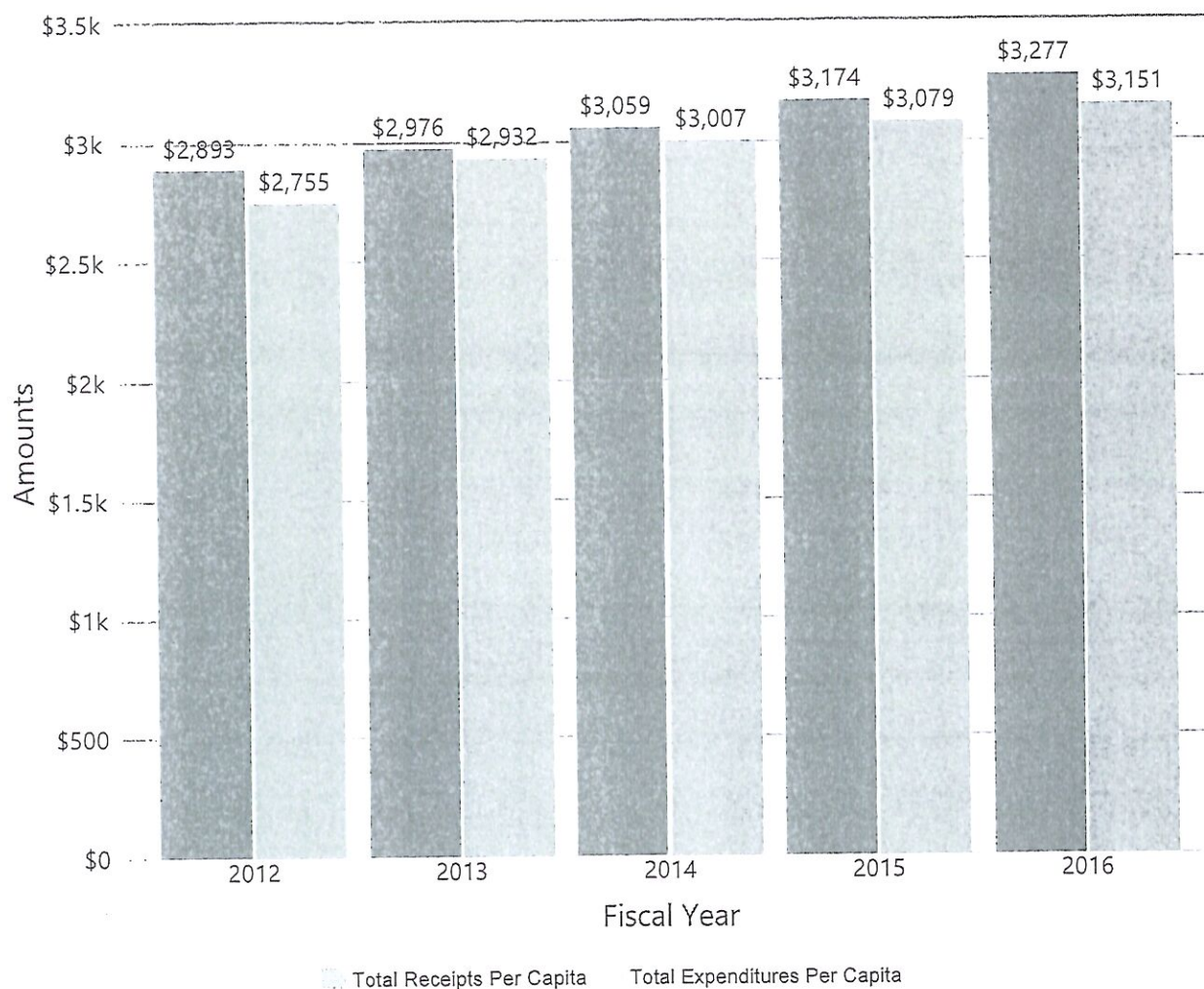
DIVISION OF LOCAL SERVICES
MA DEPARTMENT OF REVENUE

Municipal Databank

Category 4 - Revenues vs. Expenditures Per Capita

Data current as of 12/07/2018

Town of East Bridgewater





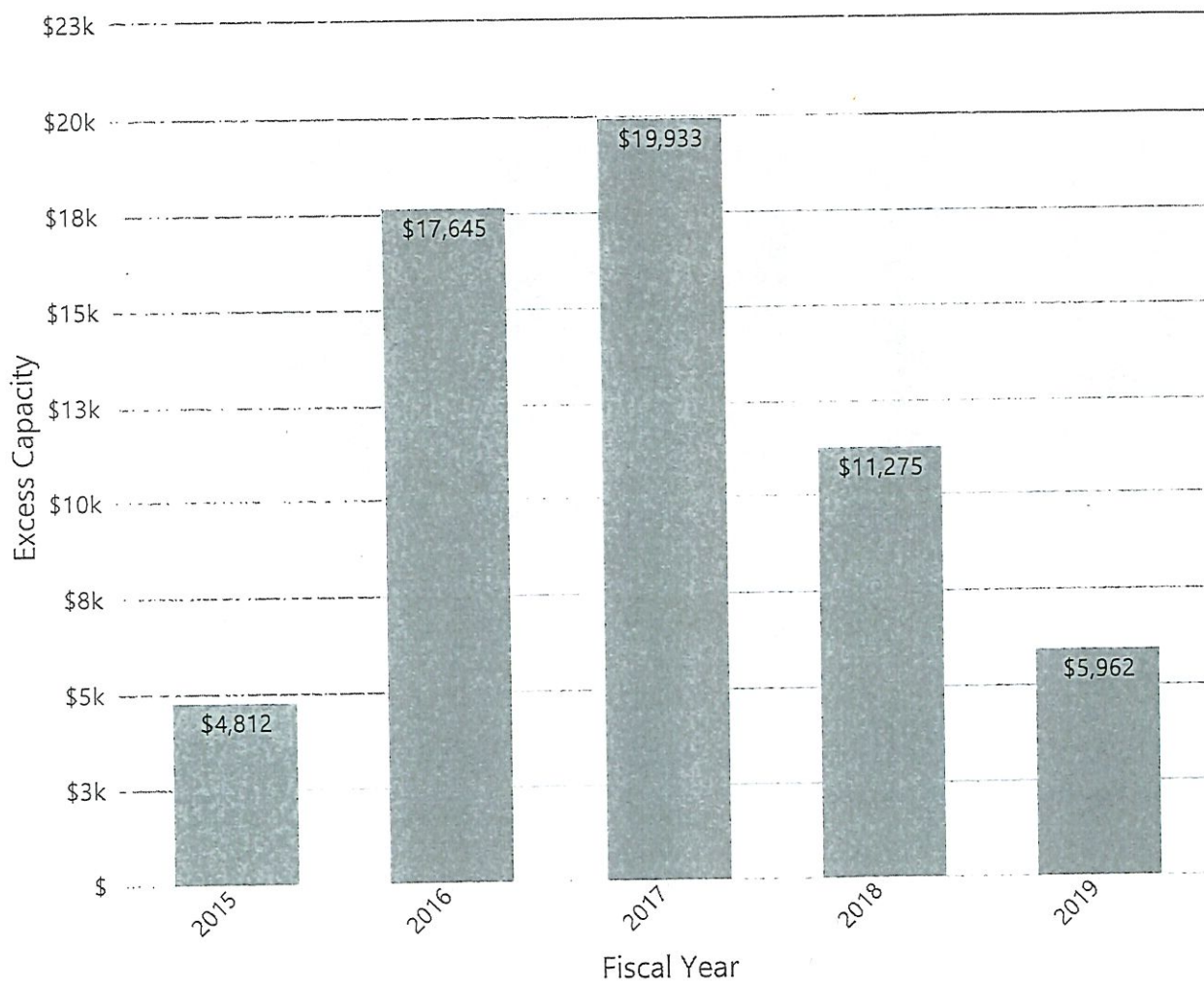
DLS

DIVISION OF LOCAL SERVICES
MA DEPARTMENT OF REVENUE

Municipal Databank

Excess Levy Capacity
Data current as of 12/07/2018

Town of East Bridgewater





DLS

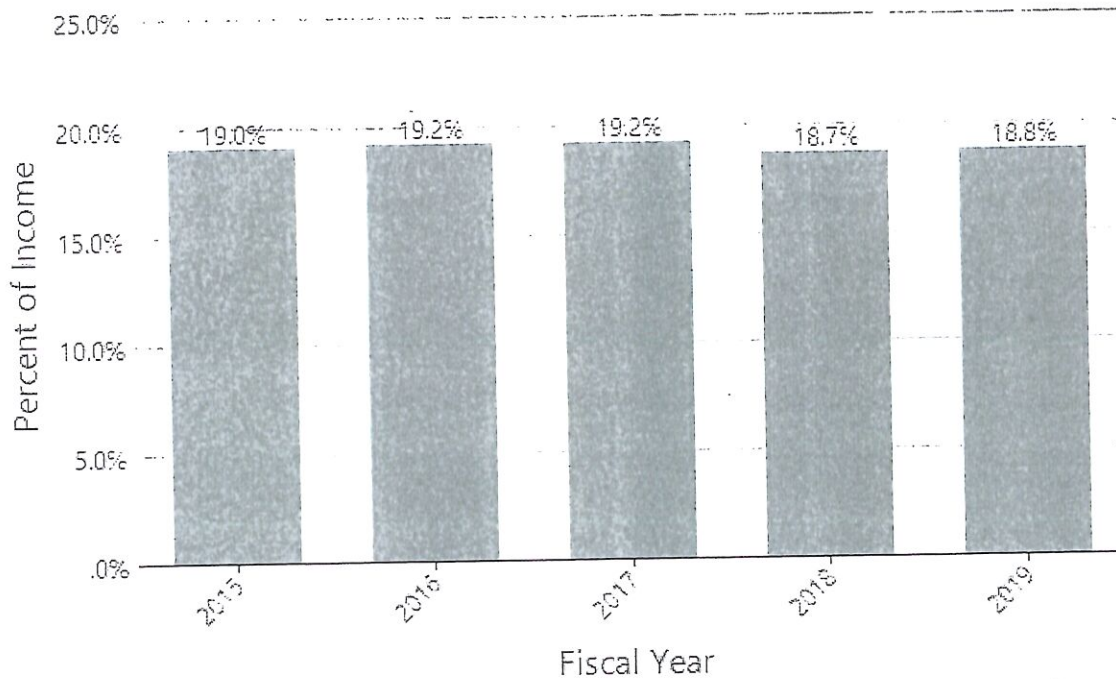
DIVISION OF LOCAL SERVICES
MA DEPARTMENT OF REVENUE

Municipal Databank

Average Single Family Tax Bill as % of DOR Income Per Capita

Data current as of 12/07/2018

Town of East Bridgewater



highest

$56/351 = 16\%$

top highest

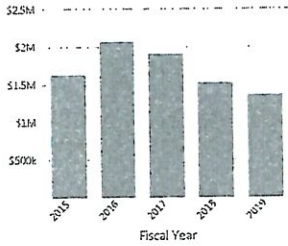
[Municipal Financial Dashboard](#) [Print Dashboard](#)

ewater ☐ [Submit](#)

Town of East Bridgewater

Free Cash

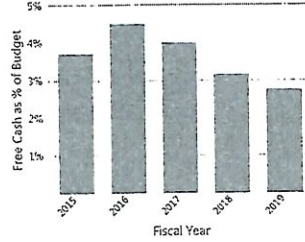
[PDF Export](#)



[Click here for 351 report](#)

Free Cash as % of Budget

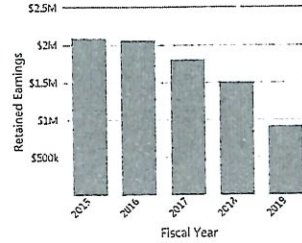
[PDF Export](#)



[Click here for 351 report](#)

Enterprise Fund Retained Earnings

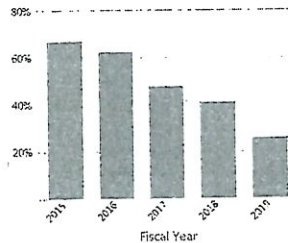
[PDF Export](#)



[Click here for 351 report](#)

Enterprise Fund Retained Earnings as % of Total Enterprise Fund

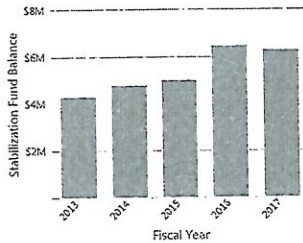
[PDF Export](#)



[Click here for 351 report](#)

Stabilization Fund Balance

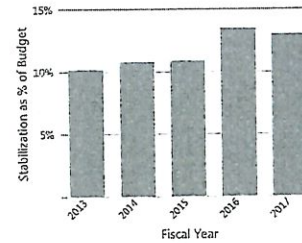
[PDF Export](#)



[Click here for 351 report](#)

Stabilization Fund as % of Budget

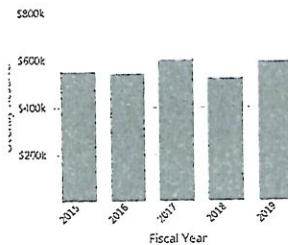
[PDF Export](#)



[Click here for 351 report](#)

Tax Overlay

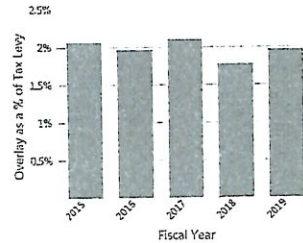
[PDF Export](#)



[Click here for 351 report](#)

Overlay as a % of Tax Levy

[PDF Export](#)



[Click here for 351 report](#)

Uncollected Property Taxes

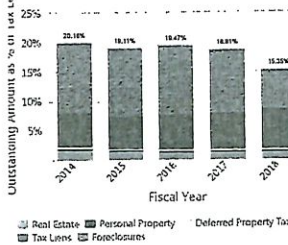
[PDF Export](#)



[Click here for 351 report](#)

Uncollected Property Taxes as % of Total Tax Levy

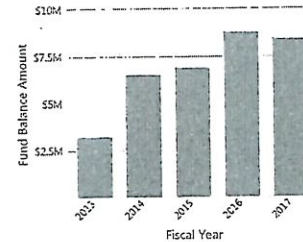
[PDF Export](#)



[Click here for 351 report](#)

Unassigned Fund Balance

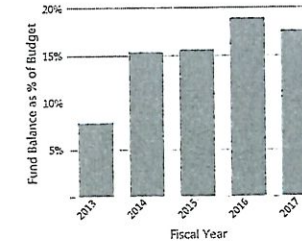
[PDF Export](#)



[Click here for 351 report](#)

Unassigned Fund as % of Budget

[PDF Export](#)



[Click here for 351 report](#)

Self-Insured Health Insurance Trust Revenues & Expenditures

[PDF Export](#)

Self-Insured Health Insurance Trust Fund Balance

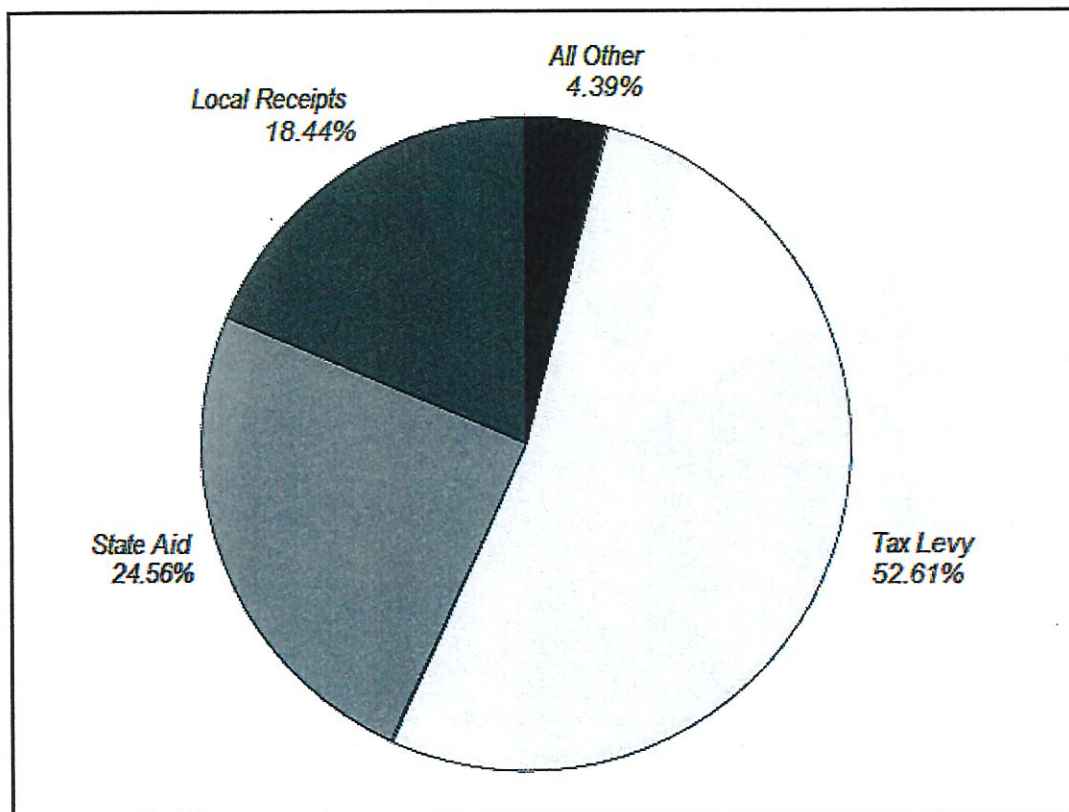
[PDF Export](#)



DLS

DIVISION OF LOCAL SERVICES
MA DEPARTMENT OF REVENUE

A Guide to Financial Management for Town Officials



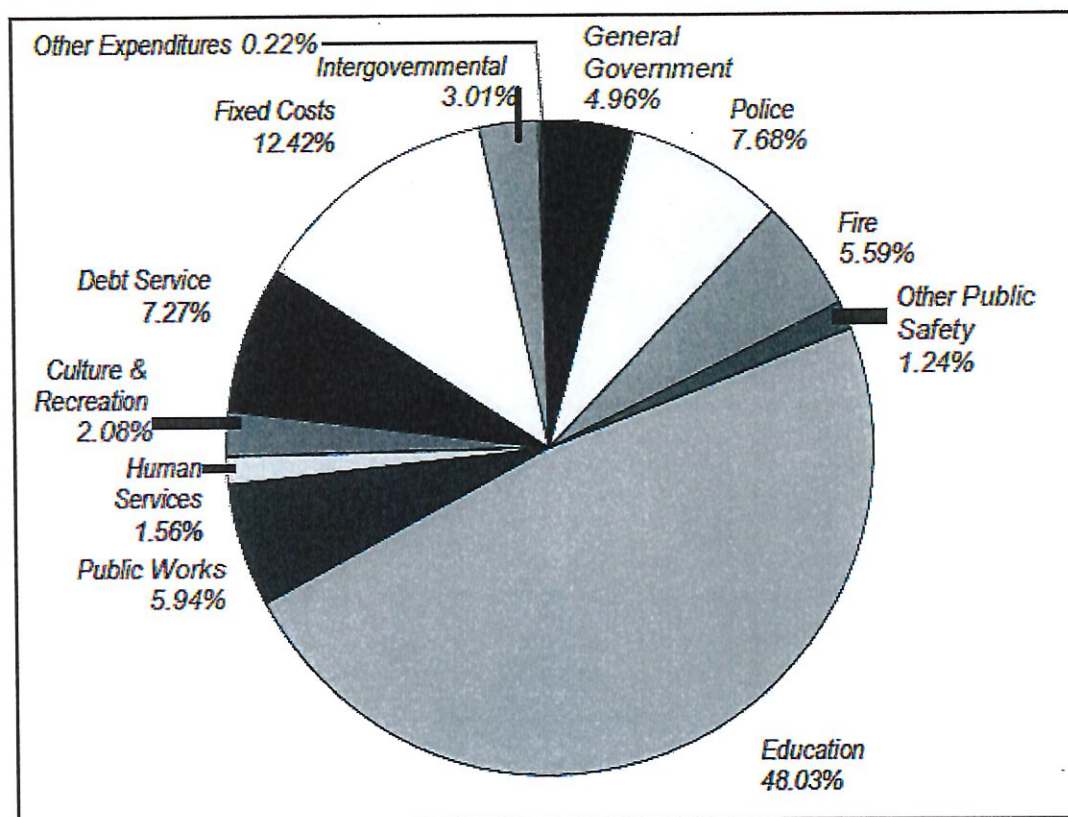
Revenue Components



DLS

DIVISION OF LOCAL SERVICES
MA DEPARTMENT OF REVENUE

A Guide to Financial Management for Town Officials



Expenditure Components

2019 Budget Presentation

EAST BRIDGEWATER PUBLIC SCHOOLS



IT'S GREAT TO BE A VIKING!

PLEASE POST ANY QUESTIONS AND/OR
COMMENTS

To ask live questions go to:



East Bridgewater Public Schools Strategic Plan At- A-Glance (2016-2019)

Mission: The East Bridgewater Public School district, in partnership with the community, creates an academically challenging, safe, and supportive learning environment that promotes the pursuit of excellence for all.

Vision: The East Bridgewater Public Schools will be recognized as a district that embraces the academic and social – emotional growth of all students through a supportive, collaborative, and challenging learning environment. Our students will be lifelong learners, enabled to develop the knowledge and skills necessary for success as local and global citizens.

Goals

Goal #1: Curriculum / Instruction: 1A: To develop a comprehensive Pre K to 12 aligned curriculum based on current research. 1B: To deliver the curriculum through the use of rigorous and well-rounded instruction.

Goal # 2: Social /Emotional Wellness: To foster the social, emotional and healthy development of all students.

Goal #3: Professional Development: To provide all staff with comprehensive professional development opportunities that are designed to support the PreK-12 education community in their commitment to educate and inspire every student to achieve personal and academic excellence.

Goal #4: Technology: To provide all learners engaging learning experiences utilizing technology, while providing educators the capacity to create those opportunities

Where we are Today!

FY2018 Budget

Salary	\$16,648,969
Non-Salary	\$3,092,378
School Budget	\$19,741,347
Busing	\$943,330
Total	\$20,684,677



What we did with our Funding

Full Day Kindergarten - \$473,595

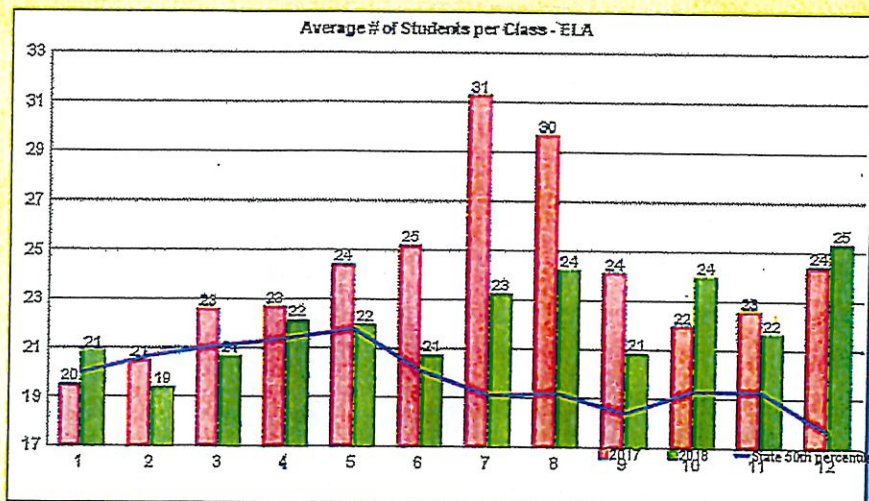
- Social/Emotionally & Academically Beneficial
- Developmentally Appropriate
- Equitable For All

New Positions - \$525,000

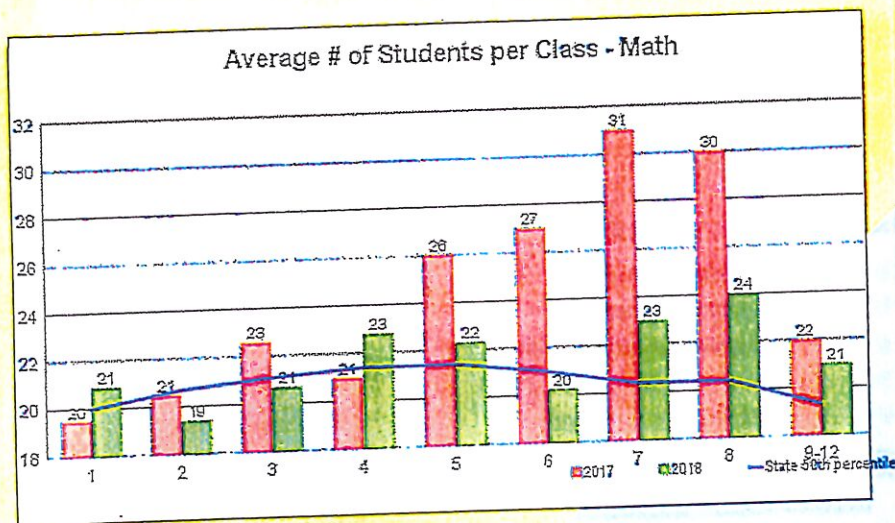
- Special Education Director
- 4 - 7/8th grade teachers
- 1 - 9-12th grade science teacher
- 2 - Counselors (Central & Jr./Sr.)
- 1 - Mitchell School Teacher



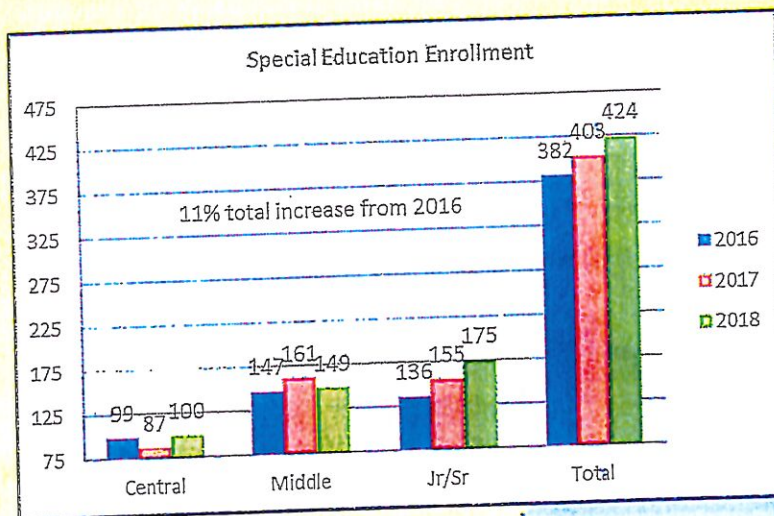
Average Class Size - English



Average Class Size - Math




Special Education Enrollment



EBPS Curriculum Review Cycle

	Science/Technology	Math	Wellness (PE, Health, Guidance)	Social Studies / Language	ELA	Art, Music, Tech Ed.
2016-2017	implementation	Needs Assessment	implementation	implementation	implementation	implementation
2017-2018	implementation	pilot/purchase	Needs Assessment	implementation	implementation	implementation
2018-2019	implementation	implementation	pilot/purchase	Needs Assessment	implementation	implementation
2019-2020	implementation	implementation	implementation	pilot/purchase	Needs Assessment	implementation
2020-2021	implementation	implementation	implementation	implementation	pilot/purchase	Needs Assessment
2021-2022	Needs Assessment	implementation	implementation	implementation	implementation	pilot/purchase
2022-2023	pilot/purchase	Needs Assessment	implementation	implementation	implementation	implementation



FY18 Science Purchases

K-2	HMH SCIENCE DIMENSION	\$18,667.85
Grades 3-6	DISCOVERY EDUCATION Science Techbook	\$31,500.00
	Science Equipment and Supplies	\$5,250.72
Grades 7-8	Supplies from Flinn Scientific, Amazon, WB Mason	\$1,279.20
	Six Fault Block Models On Topographical Map of the Ocean Floor One Classroom Set of DNA/RNA Manipulative Set developed by MIT	\$1,200.00
	Professional Development Unit Development Katie Clarke, Teachers 21	\$2,000.00
Grades 9-12	AP Physics, AP Biology, Gr. 9/10 Biology, Gr. 10/11 Biology, Gr. 10/11 Chemistry, Gr. 11/12 Anatomy & Physiology	\$55,395.73
	30 Mobile HP Laptops w/ Cart 28 HP Classroom Computers for Computer Science Lab	\$46,000.00
TOTAL AMOUNT		\$161,293.50

Professional Development

- › Emotional Regulation
- › Mass School Psych Fall Conference
- › Ethical and Prof. Practices
- › Therapies in the School
- › Play Based Learning
- › Teaching Social Learning Through Play
- › Safety Care Trainer Training
- › Strategies for students with LBLD
- › Executive Function Skills to Increase Student Independence
- › Responsive Classroom K-8
- › Special Education Law
- › Impact of Trauma on Learning
- › SBIRT in Schools
- › WIDA ELD ELL
- › RETELL
- › Supporting English Learners in Specialty Subjects and Support Services
- › National Science Association
- › MAHPERD State Assoc.
- › Comcat workshop
- › Financial Foundations
- › MCAS ALT Assessment
- › Special Education Summit
- › Advanced Interpretation of WISC
- › MASS Assoc Foreign Language
- › School Refusal Behavior
- › Mass Tec Conference
- › PESI-Mindfulness Yoga
- › MASCA conference
- › Talking With Children About Loss
- › So Many Students, So little time
- › Guidance Curriculum Workshop
- › PSAT/NMSQT South Shore Score Week
- › Executive functioning skills
- › Special Education Law in Massachusetts
- › Next Generation Personal Finance FinCamp - NGPF
- › MMEA All-State Conference
- › MCAS Alt. Portfolio-in-progress
- › MASCA Conference - Spring
- › Ed Camp for Related Service Providers OT, PT, SLP
- › Southeast Coast Technology Integration Professionals & Specialists - SCTIPS
- › National Science
- › Impact of Trauma on Learning
- › ELL Specialized
- › MMEA All-State Conference
- › Mentors (15)
- › Data Team 20 @ 10 hours
- › Mentor Training
- › MAP Training
- › Steve Maguire
- › Educator Evaluation



Increase for What and Why?

- Decrease Class Size- Avg Class Size
- Provide more support in Social Emotional Learning (SEL)
- Direct Impact on Student Instruction
- Spend increased funding on instruction +27%, professional development, instructional materials and technology!



Where we are Going Tomorrow!

FY2019 Budget

Salary	\$17,197,823
Non-Salary	\$3,122,378
School Budget	\$20,320,201
Busing	\$936,000
Total	<u>\$21,256,201</u>



Budget Change

FY2019 to FY2018 Budget Difference

Salary	\$548,854
Non-Salary	\$30,000
School Budget	\$578,854
Busing	(\$7,330)
Total	<u>\$571,524</u>



Salary Change

2018 to 2019
Budget Salary Change

Contractual	\$411,904
Info Tech increase to Full-Time Position	\$40,659
Special Education Teacher Assistants (4)	\$96,291
Total	\$548,854



FY 2019 BUDGET PROJECTION

Year	Request	Total Budget
2019 (presented at Fin Comm, Public Hearing and BOS meetings last yr.)	\$600,000	\$20,341,347
2019 (current budget - increase request)	\$578,854	\$20,320,201



4 Years Projected 2020-2023

Year	Request	Total Budget
2020	\$609,606	\$20,929,807
2021	\$627,894	\$21,557,701
2022	\$646,731	\$22,204,432
2023	\$666,133	\$22,870,565

*Includes estimated cost to cover current Contractual obligations and does not include any additional increase in Special Education Enrollment.



You believe in US-We believe in You!
BECAUSE IT'S THE RIGHT
THING TO DO FOR OUR KIDS
IN
EAST BRIDGEWATER!



IT'S GREAT TO BE A VIKING!

PLEASE POST ANY QUESTIONS
AND/OR COMMENTS

To ask live questions go



FY 2019 Budget Position Count

		FY18 Budget FTE Count	FY19 Budget FTE Count	Diff
Teacher				
108	CS	20.00	21.00	1.00
110	MS	37.00	37.00	-
112	HS	57.00	57.00	-
115	ESL	1.00	1.00	-
116	CS Couns	2.00	2.00	-
117	MS Couns	2.00	2.00	-
120	K-12 Curr coord	1.00	1.00	-
125	CS Therapies	3.00	3.00	-
126	HS Couns	4.00	4.00	-
134	K	9.00	8.00	(1.00)
135	Psych	6.00	6.00	-
141	CS Sped	6.00	6.00	-
143	MS Sped	9.00	9.00	-
144	HS Sped	11.00	11.00	-
161	CS Nurse	1.00	1.00	-
162	MS Nurse	1.00	1.00	-
163	HS Nurse	2.00	2.00	-
165	MS Speech/ot	2.90	2.90	-
452	Librarians	2.00	2.00	-
856	DW Instruct Tech	1.00	1.00	-
Subtotal		177.90	177.90	-



FY 2019 Budget Position Count

	FY18 Budget FTE Count	FY19 Budget FTE Count	Diff
Custodians			
313 subs			
314 CS	2.00	3.00	1.00
315 MS	5.00	4.00	(1.00)
316 HS	5.45	5.45	-
317 maint man	1.00	1.00	-
Subtotal	13.45	13.45	-
Teacher Aides			
302 CS Sped Aides	1.00	3.00	2.00
304 MS Sped aides	14.00	14.00	-
306 HS Sped aides	5.00	7.00	2.00
Subtotal	20.00	24.00	4.00
Secretaries			
203 Cent Off	1.00	1.00	-
205 Sped	2.00	2.00	-
207 CS	2.00	2.00	-
208 MS	2.00	2.00	-
209 HS	2.00	2.00	-
210 HS Guid	1.00	1.00	-
213 Finan.	2.00	2.00	-
Subtotal	12.00	12.00	-
Assist Princ	3.00	3.00	-



FY 2019 Budget - Position Count

	FY18 Budget FTE Count	FY19 Budget FTE Count	Diff
Other			
101 Supt & Assist	2.00	2.00	-
104 Sped Direct	1.00	1.00	-
105 CS Princ & Assist	2.00	2.00	-
105 Assist princ	(1.00)	(1.00)	-
106 MS Princ & Assist	2.00	2.00	-
106 Assist princ	(1.00)	(1.00)	-
107 HS Princ & Assist	2.00	2.00	-
107 Assist princ	(1.00)	(1.00)	-
122 AD	1.00	1.00	-
132 security	1.00	1.00	-
137 Dir K-12 guid	1.00	1.00	-
149 bus adm	1.00	1.00	-
301 info tech	0.60	1.00	0.40
854 ms beh spec	1.00	1.00	-
855 jr/sr beh spec	3.00	3.00	-
Subtotal	14.60	15.00	0.40
total	240.95	245.35	4.40



Budget Summary by Account Detail



pt	category	acctnt	acctnt desc	fy15	fy16	fy17	fy18	Request	change
300	Athletics	416	ATHLETIC BUS	2,000	38,000	28,000	28,000	28,000	-
		451	ATHLETIC EQUIPMENT RECONDITIONIN	6,000	14,400	14,400	8,000	8,000	-
		556	ATHLETIC SUPPLIES	9,500	14,250	12,000	12,000	12,000	-
		557	ATHLETIC MEDICAL SUPPLIES	1,500	40,000	39,000	22,500	27,500	5,000
		811	ATHLETIC EQUIPMENT		18,000	15,000	15,000	15,000	-
Athletics Total				19,000	124,650	108,400	85,500	90,500	5,000
Central	424	CS TELEPHONE	4,000	5,667	6,000	6,000	JS	-	(6,000)
	503	CS OFFICE EXPENSE	3,798	3,798	3,800	3,800		6,437	2,637
	507	CS GENERAL SUPPLIES	25,252	21,139	21,150	21,150		26,150	5,000
	512	CS ART SUPPLIES	2,515	2,390	3,000	3,000		3,500	500
	537	CS TESTING	889	845	850	850		1,500	650
	541	CS TEXTBOOKS		20,000	27,963	27,963		15,000	(12,963)
	602	CS SCIENCE SUPPLIES			-			5,000	5,000
	822	CS LANGUAGE ARTS SUPPLIES	1,735	1,735	1,800	1,800		3,000	1,200
	825	CS MATH SUPPLIES	460	460	500	500		1,000	500
	826	CS PHYS ED	1,626	626	640	400		750	350
	827	CS SPED TEACHING SUPPLIES	355	355	400	400		950	550
	842	CS LIBRARY BOOKS	3,113					2,000	2,000
	845	CS TESTING	6,442	13,442		7,000		10,145	3,145
Central Total				50,185	70,457	66,103	72,863	75,432	2,569
CIPD	613	CS PROFESSIONAL DEVELOPMENT	2,500					-	-
	631	PCC/ASP TUITION	2,190	3,000	2,500	2,500		2,500	-
	647	SYSTEM-WIDE PROF DEVELOPMENT	13,664	11,400	40,000	30,000		30,000	-
	668	MCAS REMEDIATION MATERIALS	750	675	675	675		675	-
CIPD Total				19,104	15,075	43,175	33,175	33,175	-

Account Category	Account	Account Description	Budget				FY19 Budget Request	18-19 budget change
			FY15	FY16	FY17	FY18		
High	405	NEASC	3,000	3,600	3,730	23,730	4,000	(19,730)
	426	HS TELEPHONE	6,500	8,920	8,900	8,900	4,980	(3,920)
	455	HS SHOP EQUIPMENT MAINT	2,250	1,900	1,500	1,500	1,500	-
	473	JR/SR HS COPIER LEASE	4,320		-	6,493	6,493	-
	505	HS OFFICE EXPENSE	10,000	10,000	10,500	9,000	8,000	(1,000)
	506	HS GRADUATION	11,100	14,250	14,250	15,000	15,000	-
	520	HS GENERAL SUPPLIES	11,800	11,875	11,000	10,000	10,000	-
	521	HS CAAD SUPPLIES	2,350	2,500	2,500	2,000	2,000	-
	522	HS WOODWORKING SUPPLIES	3,900	3,900	3,500	3,500	3,500	-
	523	HS METAL SHOP SUPPLIES	3,300	3,300	3,000	2,400	2,500	100
	528	HS SCIENCE SUPPLIES	3,925	4,750	3,750	3,000	3,078	78
	530	HS BUSINESS ED SUPPLIES	1,400	1,330	900	750	500	(250)
	531	HS ENGLISH SUPPLIES	710	1,000	900	750	500	(250)
	533	HS INTRO TO INDUSTRIAL EDUCATION	1,250	1,425	1,000	750	750	-
	534	HS SPED SUPPLIES	550	570	500	500	-	(500)
	535	HS ART SUPPLIES	2,375	3,800	3,800	3,500	6,000	2,500
	536	HS GRAPHIC ARTS SUPPLIES	1,600	1,520	1,250	1,000	1,000	-
	539	HS TESTING	300				-	-
	545	HS TEXTBOOKS	500	4,040	3,750	3,750	12,000	8,250
	550	REF BOOKS / COLLEGE GUIDES	751	950	750	750	-	(750)
	551	HS GUIDANCE OFFICE SUPPLIES	250	713	600	600	-	(600)
	552	HS GUIDANCE POSTAGE	100	1,000	500	500	-	(500)
	569	HS PHYS ED & HEALTH ED SUPPLIES	1,800	1,050	1,000	1,000	2,000	1,000
	580	HS OFFICE POSTAGE	4,000	5,850	4,500	3,000	3,000	-
	617	HS STUDENT ACTIVITIES EXPENSES	2,000	2,000	2,000	-	-	-
	810	CAAD TEXTBOOKS	1,800				-	-
	812	HS TONER MAIN OFFICE	5,500	6,000	6,750	6,750	6,750	-
	814	HS TONER CAAD	3,500	3,500	3,500	3,000	3,000	-
	815	GRAPHIC TEXTBOOKS	1,500				-	-
	819	METAL SHOP TEXTBOOKS	200				-	-
	820	WOODWORKING TEXTBOOKS	250				-	-
	821	BUSINESS ED TEXTBOOKS	3,750				-	-
	837	7 & 8 INTRO TO INDUSTRIAL ED	300	300	250	250	250	-
	838	7 & 8 ART SUPPLIES	1,435				-	-

PS - FY19 Proposed Budget
 Public Hearing - February 1, 2018

Category

Budget						FY19 Budget Request	18-19 budget change
acct	acct desc	fy15	fy16	fy17	fy18		
839	7 & 8 PHYS ED SUPPLIES	600	450	400	300	-	(300)
840	HS MATH SUPPLIES	1,350	1,600	750	500	2,000	1,500
841	7 & 8 SCIENCE SUPPLIES	2,000	-		-	1,921	1,921
844	HS LIBRARY BOOKS	1,500				-	-
847	JR/SR SPED TESTING MATERIALS	500				-	-
High Total		104,216	102,093	95,730	113,173	100,722	(12,451)

Category	Account	Account Description	Budget				FY19 Budget Request	18-19 budget change
			FY15	FY16	FY17	FY18		
IT	471	CS COPIER LEASE		4,320	4,320	9,037	13,000	3,963
	472	MS COPIER LEASE	4,320	8,640	8,640	5,398	7,000	1,602
	499	NETWORKING & TELECOMMUNICATIO	15,144	9,000	9,000	9,000	29,600	20,600
	500	DW INFO MGT & TECH HDWRE			-	-	-	-
	502	SECURITY CAMERAS SUPPLIES		5,700	48,420	-	11,050	11,050
	575	CS CLASSRM & LAB INSTR TECH HDWR	4,000	3,800	9,000	9,000	9,500	500
	576	MS CLASSRM & LAB INSTR TECH HDWR	5,200	4,940	12,000	12,000	12,000	-
	577	HS CLASSRM & LAB INSTR TECH HDWRE		4,750	8,976	8,976	40,000	31,024
	583	CS CLASSRM & LAB INSTR TECH SUPPL	2,000	1,500	1,500	1,500	1,500	-
	586	DW INFO MGT & TECH SOFTWARE	66,213	77,569	60,000	60,000	106,000	46,000
	591	MS CLASSRM & LAB INSTR TECH	6,100	2,470	5,600	5,600	3,380	(2,220)
	592	HS CLASSRM & LAB INSTR TECH			2,500	2,500	6,150	3,650
	596	CS INSTR SOFTWARE & SUPPLIES	8,924	3,339	6,390	6,390	9,600	3,210
	597	MS INSTR SOFTWARE & SUPPLIES	21,682	11,052	10,000	10,000	6,500	(3,500)
	598	HS INSTR SOFTWARE & SUPPLIES	20,619	16,955	5,774	47,741	2,800	(44,941)
	599	NETWORKING TECH SUPPLIES	800	1,000	1,000	1,000	2,000	1,000
	616	DW IT PROF DEVELOPMENT	7,920	11,609	3,300	3,300	8,000	4,700
	804	MS CLASSRM & LAB INSTR TECH SUPPL	2,000	1,900	2,000	2,000	2,000	-
	807	HS CLASSRM & LAB INSTR TECH SUPPL	2,000	2,375	2,375	2,375	2,375	-
	836	PRINT MGT SOFTWARE	8,500	2,500	8,200	-	-	-
IT Total			175,422	173,419	208,995	195,817	272,455	76,638

				Budget					
pt	category	accnt	accnt desc	fy15	fy16	fy17	fy18	FY19 Budget Request	18-19 budget change
Middle	425	MS TELEPHONE		4,500	4,563	8,640	8,640	JS 2,880	(5,760)
	504	MS OFFICE EXPENSE		6,050	6,000	6,000	5,000	6,000	1,000
	513	MS GENERAL SUPPLIES		34,500	37,050	38,000	30,000	30,000	-
	514	MS SPED SUPPLIES		2,500	2,375	2,375	2,500	3,000	500
	516	MS SCIENCE SUPPLIES		750	750	900	900	2,000	1,100
	519	MS ART SUPPLIES		2,500	2,375	2,500	2,500	2,500	-
	538	MS TESTING		500	713	650	650	650	-
	543	MS TEXTBOOKS		1,500	14,000	14,000	23,000	7,500	(15,500)
	544	MS SPED TEXTBOOKS		1,000	1,500	1,500	1,500	2,000	500
	564	HS BUILDING REPAIRS						-	-
	568	MS PHYS ED SUPPLIES		1,000	950	1,000	2,000	3,000	1,000
	803	MS SCIENCE TEXTBOOKS		750				-	-
	805	MS SOCIAL STUDIES TEXTBOOKS		750				-	-
	813	MS PHYS ED EQUIPMENT		750	950	1,000	2,000	1,000	(1,000)
	828	MS SOCIAL STUDIES SUPPLIES		750	750	900	1,000	1,000	-
	829	MS ENGLISH LANGUAGE ARTS SUPPLIES		1,750	2,000	2,000	2,000	2,000	-
	830	MS MATH SUPPLIES		750	750	800	1,000	1,000	-
	843	MS LIBRARY BOOKS		1,250					-
	846	MS TESTING		2,500	4,750		3,000	3,000	-
Middle Total				64,050	79,476	80,265	85,690	67,530	(18,160)
Music	417	MUSIC BUS		5,000	4,000	4,000	5,000	5,250	250
	450	MUSIC EQUIPMENT MAINTENANCE		4,000	3,600	3,000	3,300	3,465	165
	540	MUSIC SUPPLIES		5,150	4,750	3,750	4,000	4,200	200
	547	MUSIC TEXTBOOKS		976	1,425	900	2,500	2,625	125
	651	MUSIC PROF DEVELOP					1,050	1,050	-
	662	MUSIC CONSULTANT SERVICES		1,000	900	900	990	1,040	50
	806	MUSIC FURNITURE & EQUIPMENT		6,074	3,800	3,000	3,300	3,465	165
	809	MUSIC UNIFORMS		-	-	-	-	17,500	17,500
Music Total				22,200	18,475	15,550	20,140	38,595	18,455

pt	category	acct	acct desc	Budget				FY19 Budget Request	18-19 budget change
				fy15	fy16	fy17	fy18		
PPS		410	CLINIC SERVICES	20,000	23,095	23,000	15,000	20,000	5,000
		411	PSYCH SERVICES & EVALUATIONS	27,880	20,500	20,500	15,000	20,000	5,000
		414	PARENT ARRANGED SPED TRANSPORT	1,000	950	1,000	1,000	1,000	-
		415	SPED TRANSPORTATION	190,840	472,715	400,000	379,348	475,000	95,652
		462	HOMELESS TRANSPORTATION	10,000	9,500	9,500	20,000	30,000	10,000
		463	AGGIE SCHOOL TRANSPORTATION		12,000	8,000	32,119	33,000	881
		553	CLINIC SUPPLIES	4,800	5,000	5,000	5,000	5,500	500
		554	EYE, EAR, NOSE EXAMS	1,000	950	950	950	-	(950)
		581	INCLUSION SUPPORT - NON SPED	200	82,980	75,000	3,000	3,000	-
		582	INCLUSION SUPPORT SERVICES	30,600	56,340	45,000	35,000	49,170	14,170
		609	MA REG PUBLIC SCHOOL TUITION	30,000	28,500			-	-
		611	SPED TRAVEL & EXPENSES	3,600	2,250	2,250	4,000	4,000	-
		615	SPED TUITIONS - PUBLIC PROGRAMS	596,000	722,000	580,000	369,499	382,799	13,300
		621	PUPIL PERSONNEL OFFICE SUPPLIES	650	3,000	3,000	1,750	2,000	250
		625	PPS POSTAGE	750	1,800			-	-
		626	SPED STAFF CONFERENCES/OTHER	3,000				-	-
		628	SPED THERAPIES ESY			7,000	7,000	-	(7,000)
		629	AGGIE SCHOOL TUITIONS	240,316	234,300	290,000	212,428	235,388	22,960
		630	SPED TUITIONS - SUMMER PROGRAMS	158,000	152,000	102,900	70,410	75,000	4,590
		632	HOSPITAL TUTORING	4,000	3,600	3,500	3,500	3,500	-
		645	SPED PROFESSIONAL DEVELOPMENT	2,500				-	-
		660	THERAPY SERVICES	117,801	173,090	150,000	225,000	206,000	(19,000)
		664	SPED TUITIONS - COLLABORATIVES	285,000	302,100	125,000	257,495	147,077	(110,418)
		665	SPED TUITIONS - PRIVATE PROGRAMS	636,000	967,169	945,430	667,871	511,327	(156,544)
		674	SPED SUPPLIES ESY			100	100	200	100
		675	ENGLISH AS SEC LANG (ESL) SUPP				-	5,000	5,000

PS - FY19 Proposed Budget
 Public Hearing - February 1, 2018

Category	Account	Account Description	Budget				FY19 Budget Request	18-19 budget change
			fy15	fy16	fy17	fy18		
	817	SPED ASSISTIVE TECHNOLOGY EQUIPM	3,000	2,850	21,600	21,600	25,000	3,400
	818	LEASE/PURCHASE SPED VANS					-	-
	848	TESTING SYSTEMWIDE	11,700	21,875		10,950	15,000	4,050
PPS Total			2,378,637	3,298,564	2,818,730	2,358,020	2,248,961	(109,059)

S - FY19 Proposed Budget
 lic Hearing - February 1, 2018

t	category	acct	acct desc	Budget				FY19 Budget Request	18-19 budget change
				fy15	fy16	fy17	fy18		
	Salary	101	SUPERINTENDENT & ASST SUPT PAY	153,000	259,250	294,200	297,450	305,098	7,648
		103	MUSIC DIRECTOR PAY	20,783	10,443	9,000	11,500	11,730	230
		104	DIR- PUPIL/PER SERV PAY	100,000	114,000		90,000	91,800	1,800
		105	CS PRINCIPAL & ASST PRIN. PAY	229,500	102,564	206,547	210,678	217,155	6,477
		106	MS PRINCIPAL & ASST PRIN. PAY	211,249	212,749	222,790	227,244	231,759	4,515
		107	HS PRINCIPAL & ASST PRIN. PAY	318,223	318,223	193,329	208,806	220,122	11,316
		108	CS CLASSRM TEACHERS PAY	1,285,336	1,483,988	1,534,836	1,640,234	1,683,042	42,808
		109	CS SUBSTITUTES PAY	20,000	50,000	50,000	50,000	50,000	-
		110	MS CLASSROOM TEACHERS PAY	2,530,854	2,530,259	2,887,055	2,741,805	2,766,965	25,160
		111	MS SUBSTITUTES PAY	20,000	50,000	50,000	50,000	50,000	-
		112	HS CLASSROOM TEACHERS PAY	3,608,965	3,569,788	3,930,033	4,091,530	4,099,512	7,982
		113	HS SUBSTITUTES PAY	20,000	50,000	50,000	50,000	50,000	-
		114	HOME TUTORS PAY	15,000	10,000	8,000	15,000	15,300	300
		115	ESL TEACHERS PAY	87,000		48,110	49,856	56,673	6,817
		116	CS COUNSELORS PAY	68,488	69,239	85,186	84,426	142,426	58,000
		117	MS COUNSELORS PAY	84,354	148,732	172,101	175,247	178,417	3,170
		119	DIR OF INFO/TECH SALARY	85,000				-	-
		120	K-12 CURRICULUM FACILITATOR			94,500	96,500	98,500	2,000
		121	MS ADVISORS PAY	11,067	6,285	3,492	3,492	3,562	70
		122	ATHLETIC DIRECTOR PAY		42,000	46,500	55,590	60,000	4,410
		123	HS COACHES PAY	152,602	103,580	171,000	196,759	200,694	3,935
		124	HS ADVISORS PAY	66,601	38,510	71,400	76,699	78,233	1,534
		125	CS THERAPIES	225,406	214,844	315,050	239,900	252,926	13,026
		126	HS COUNSELORS PAY	349,442	221,374	247,255	302,860	310,575	7,715
		127	SCHOOL PHYSICIAN PAY	9,962	9,962	9,962	9,962	10,161	199
		128	ADAPTIVE PHYS ED THERAPIST PAY	7,000				-	-
		129	MS TEACHER SPECIALISTS	159,555				-	-
		132	SECURITY PAY			17,280	17,625	17,993	368
		133	PRESCHOOL TEACHERS PAY					-	-
		134	KINDERGARTEN TEACHERS PAY	200,518	159,089	72,055	581,023	532,185	(48,838)
		135	SCHOOL PSYCHOLOGISTS PAY	183,016	178,333	416,500	432,000	410,473	(21,527)
		136	HS STUDENT SUPPORT COORD PAY	2,000				-	-
		137	DIRECTOR - K-12 GUIDANCE			95,000	96,900	98,838	1,938
		138	CS LEAD TEACHERS PAY	4,452		1,800	-	-	-
		139	MS LEAD TEACHERS PAY			2,400	-	-	-
		141	CS SPED TEACHERS PAY	315,412	315,672	305,915	435,211	408,500	(26,711)
		142	CS MUSIC TEACHERS PAY		58,845			-	-
		143	MS SPED TEACHERS PAY	291,783	492,552	339,071	688,446	712,678	24,232
		144	MS MUSIC TEACHERS PAY			-	3,186	3,250	64

3 - FY19 Proposed Budget
Public Hearing - February 1, 2018

category	acctnt	acctnt desc	Budget				FY19 Budget Request	18-19 budget change
			fy15	fy16	fy17	fy18		
	145	HS SPED TEACHERS PAY	720,626	461,006	587,290	744,163	766,567	22,404
	147	MCAS REMEDIATION TUTORS PAY					-	-
	148	MUSIC ADVISORS & INSTRUCTORS PAY					-	-
	149	SCHOOL BUSINESS ADMINISTRATOR PAY		50,000	95,000	102,000	104,040	2,040
	150	DIRECTOR OF INFO / TECHNOLOGY PAY		90,000			-	-
	151	HS DEPARTMENT CHAIRS PAY	63,836	128,790	20,910		-	-
	161	CS SCHOOL NURSE PAY	45,202	52,511	57,520	58,520	62,520	4,000
	162	MS SCHOOL NURSE PAY	59,176	52,883	46,427	55,000	48,500	(6,500)
	163	HS SCHOOL NURSE PAY	39,456	45,465	76,976	98,356	102,500	4,144
	164	SUBSTITUTE NURSES PAY			-	850	867	17
	165	MS SPEECH/OT	335,732	231,052	359,227	201,983	206,333	4,350
	166	HS SPEECH/OT					-	-
	191	MS PROF DEVELOPMENT SUB PAY			-		-	-
	201	SC SECRETARY PAY		500	500	500	500	-
	202	SC CLERK PAY	3,000	3,500	3,500	3,500	3,500	-
	203	CENTRAL OFFICE SECRETARY PAY	67,534	70,000	75,000	79,000	83,000	4,000
	205	SPED SECRETARY PAY	98,880	103,582	110,550	115,498	120,465	4,967
	206	SUBSTITUTE SECRETARIES PAY	4,000	4,500			-	-
	207	CS SECRETARIES PAY	44,507	46,608	87,710	89,644	90,942	1,298
	208	MS SECRETARIES PAY	78,750	85,760	81,701	79,799	80,779	980
	209	HS SECRETARIES PAY	72,114	111,656	80,991	81,464	82,816	1,352
	210	HS GUIDANCE SECRETARY PAY	40,532		39,746	41,432	42,108	676
	211	HS SPED SECRETARIES PAY						-
	213	FINANCIAL SECRETARIES PAY	92,047	46,200	105,246	54,351	55,458	1,107
	214	CS SPED SECRETARIES	35,718				-	-
	215	MS SPED SECRETARIES					-	-
	250	HS STUDENT ACTIVITY AGENCY			-		-	-
	301	DW DESKTOP TECHNICIAN	71,926	81,050	71,406	43,299	83,958	40,659
	302	CS SPED TEACHING ASSISTANTS PAY	2,600	18,496	1,400	21,151	56,091	34,940
	304	MS SPED TEACHING ASSISTANTS PAY	101,443	164,029	260,762	285,983	285,674	(309)
	306	HS SPED TEACHING ASSISTANTS PAY	126,411	91,802	119,757	107,106	136,319	29,213
	311	SPED VAN DRIVER PAY	213,000				-	-
	313	SUBSTITUTE CUSTODIANS PAY	10,000	15,000	15,000	15,000	15,086	86
	314	CS CUSTODIANS PAY	48,640	121,203	154,170	111,641	171,931	60,290
	315	MS CUSTODIANS PAY	208,370	203,629	223,531	262,173	214,851	(47,322)
	316	HS CUSTODIANS PAY	199,052	209,043	279,172	286,422	293,376	6,954
	317	MAINTENANCE MAN PAY	29,367	46,211	61,239	60,998	62,193	1,195
	318	SCHOOL RESOURCE OFFICER PAY	205	14,960			-	-
	395	MS FOOD SVS - MONITORS PAY			9,000			-

Category

		Budget				FY19 Budget Request	18-19 budget change
acct	acct desc	fy15	fy16	fy17	fy18		
396	HS FOOD SVS MONITORS			9,000		-	-
398	CS FOOD SVS - MONITORS PAY	1,660	13,200	-		7,429	7,429
399	MS FOOD SVS - MONITORS PAY	1,657	13,200	-		10,165	10,165
452	LIBRARIANS PAY	20,000	128,177	140,356	146,000	149,500	3,500
453	LIBRARY AIDES PAY	9,418	9,826			-	-
627	SPED IN DISTRICT ESY PAY			48,000	48,000	75,011	27,011
672	RETIREMENT BENEFITS PAY		152,743	19,063	30,097	30,699	602
854	MS BEHAVIOR SPECIALIST		25,000		25,500	26,010	510
855	JR/SR HIGH BEHAVIOR SPECIALIST		50,000		82,110	96,743	14,633
856	DW INSTR TECHNOLOGIST		82,000		87,500	91,465	3,965
	Stipends (to be allocated)					46,860	46,860
	EBEA Step Changes (to be allocated)					125,000	125,000
Salary Total		13,681,427	13,843,863	15,190,517	16,648,969	17,197,823	548,854

IPS - FY19 Proposed Budget
Public Hearing - February 1, 2018

dept	category	acctnt	acctnt desc	Budget				FY19 Budget Request	18-19 budget change
				fy15	fy16	fy17	fy18		
System Wide		404	ADVERTISING	2,000	2,400	2,500	3,000	5,000	2,000
		427	CENTRAL OFFICE TELEPHONE	2,500	7,907	8,000	-	-	-
		434	DW TELEPHONE SVS			-	8,000	53,508	45,508
		440	OFFICE MACHINES MAINTENANCE	17,500	11,875	10,000	10,500	15,000	4,500
		466	LEGAL EXPENSE	18,893	11,400	12,000	15,000	20,000	5,000
		467	NEGOTIATIONS EXPENSE	20,000	14,250	12,250	15,000	15,000	-
		468	CRISIS & SECURITY COMMUNICATIONS	24,600		6,000	6,000	6,000	-
		469	END-OF YEAR REPORT AUDIT	4,750	5,500	5,500	6,500	7,500	1,000
		501	CENTRAL OFFICE EXPENSES	10,000	8,075	13,475	13,000	13,000	-
		548	LIBRARY SUPPLIES & EXPENSES	11,240	9,444	11,500	11,500	16,500	5,000
		600	MASBO DUES	850	950	1,000	1,000	1,500	500
		601	HUMAN RESOURCE ADVERTISING	2,000			-	-	-
		604	SC OTHER EXPENSES	29,500	8,075	10,000	12,000	12,000	-
		605	PETTY CASH	500	500	500	500	500	-
		606	CENTRAL OFFICE TRAVEL & EXPENSES	500	4,500	15,000	15,000	20,000	5,000
		610	MMSI MA MATH SCI INITIATIVE	3,089				-	-
		612	PRINCIPALS TRAVEL & EXPENSES	3,565	2,645	4,000	4,000	3,000	(1,000)
		619	UNIFORM ALLOWANCE	7,500				-	-
		623	STUDENT INSURANCE	6,040	8,000	7,000	7,000	6,500	(500)
		634	ADMINISTRATORS INSURANCE	750	2,250	-		-	-
		648	COURSE REIMBURSEMENT (23A)	8,000				-	-
		649	COURSE REIMBURSEMENT (23B)	30,000				-	-
		669	COMMUNICATIONS & PUBLIC RELATIO	2,500	2,250	2,000		-	-
		999	OTHER CHARGES & EXPENSES		-	-		-	-
System Wide Total				206,277	100,021	120,725	128,000	195,008	67,008

3PS - FY19 Proposed Budget
 Public Hearing - February 1, 2018

dept category acct acct desc
 00 Total

Budget				FY19 Budget Request	18-19 budget change
fy15	fy16	fy17	fy18		
17,048,893	17,826,093	18,748,190	19,741,347	20,320,201	578,854

Model Summary Town Meeting Format



UDGET WORKSHEETS		DRAFT at January 12, 2018				Percentage +/- = 1.50%			
JANUARY 31, 2018		This Draft is not Certified by School Committee							
GO TO FINANCE COMMITTEE JANUARY 15, 2018									
PDATED	11/29/2017								
		FY 2017	FY 2017	FY 2017	FY 2017	FY 2018	FY 2019		
CCNT		BUDGET ACTUAL	ADJUSTMENTS	EXPENDITURES	UNEXPENDED	BUDGET REQUEST	BUDGET REQUEST	\$ INCREASE	% INCR.
UMB	ACCOUNT NAME	WITH DETAIL			BALANCE	WITH DETAIL	WITH DETAIL		
1-300	SCHOOL DEPARTMENT								
11001	School Committee - Personal Services	\$4,000.00		\$3,500.00	\$500.00	\$4,000.00	\$4,000.00	\$0.00	0.00%
11002	School Committee - General Expenses	\$10,000.00		\$10,574.26	-\$574.26	\$12,000.00	\$12,000.00	\$0.00	0.00%
12001	Superintendent's Office - Personal Services	\$330,000.00	\$39,200.00	\$376,501.88	-\$7,301.88	\$376,450.00	\$388,098.00	\$11,648.00	3.09%
12002	Superintendent's Office - General Expenses	\$36,475.00	-\$5,000.00	\$26,704.36	\$4,770.64	\$31,500.00	\$38,500.00	\$7,000.00	22.22%
14001	Finance & Admin - Personal Services	\$132,320.00	\$67,926.00	\$205,246.09	-\$5,000.09	\$156,351.00	\$159,498.00	\$3,147.00	2.01%
14002	Finance & Admin - General Expenses	\$30,950.00	-\$200.00	\$25,296.50	\$5,453.50	\$37,500.00	\$44,000.00	\$6,500.00	17.33%
14202	Human Resources Advertising	\$0.00		\$0.00	\$0.00	\$0.00	\$0.00	\$0.00	#DIV/0!
14501	District-Wide Info MGT. - Personal Services	\$76,526.00	-\$5,120.00	\$97,377.50	-\$25,971.50	\$43,299.00	\$83,958.00	\$40,659.00	93.90%
14502	District-Wide Info MGT. - General Expense	\$73,650.00	-\$2,150.00	\$72,074.95	-\$574.95	\$63,300.00	\$114,000.00	\$50,700.00	80.09%
21001	District-Wide Acad. Leadership - Personal S	\$223,380.00	\$85,670.00	\$309,049.92	\$0.08	\$410,398.00	\$421,333.00	\$10,935.00	2.66%
21002	District-Wide Acad. Leadership - General Ex	\$5,250.00		\$4,086.51	#VALUE!	\$5,750.00	\$6,000.00	\$250.00	4.35%
22001	School Building Lead - Personal Services	\$1,052,876.00	-\$79,698.00	\$979,213.11	-\$6,035.11	\$1,005,245.00	\$1,046,326.00	\$41,081.00	4.09%
22002	School Building Lead - General Expense	\$53,530.00		\$31,390.02	\$22,139.98	\$70,280.00	\$52,187.00	-\$18,093.00	-25.74%
23001	Instruction - Personal Services	\$10,218,828.00	\$107,456.00	\$10,449,769.04	-\$123,485.04	\$11,642,194.00	\$11,936,081.00	\$293,887.00	2.52%
23101	Teacher Specialists - Personal Services	\$0.00		#VALUE!	#VALUE!	\$0.00	\$0.00	\$0.00	#DIV/0!
23201	Med/Therap Svs	\$609,260.00	\$65,017.00	\$435,429.75	\$238,847.25	\$441,883.00	\$459,259.00	\$17,376.00	3.93%
23502	Prof Development - General Expenses	\$40,000.00		\$16,760.80	\$23,239.20	\$31,050.00	\$31,050.00	\$0.00	0.00%
24000	Instructional Materials/Equipment	\$48,788.00		\$60,407.72	-\$11,619.72	\$59,388.00	\$44,800.00	-\$14,588.00	-24.56%
24100	Txtbks/Software/Media/Materials	\$0.00		#VALUE!	#VALUE!	\$0.00	\$0.00	\$0.00	#DIV/0!
24150	Other Instructional Materials	\$124,640.00	-\$4,950.00	\$42,088.50	\$77,601.50	\$45,200.00	\$63,899.00	\$18,699.00	41.37%
24200	Instructional Equipment	\$24,100.00		\$25,967.09	-\$1,867.09	\$25,100.00	\$27,500.00	\$2,400.00	9.56%
24300	General Supplies	\$73,900.00	-\$875.00	\$55,905.98	\$17,119.02	\$64,150.00	\$69,150.00	\$5,000.00	7.79%
24400	Other Instructional Services	\$52,500.00	-\$4,000.00	\$34,802.26	\$13,697.74	\$38,500.00	\$52,670.00	\$14,170.00	36.81%
24510	Class Room Inst. Tec.	\$39,725.00	\$4,225.98	\$126,148.22	-\$82,197.24	\$43,951.00	\$76,905.00	\$32,954.00	74.98%
24550	Instructional Software	\$30,390.00	-\$8,225.98	\$20,384.82	\$1,779.20	\$64,131.00	\$18,900.00	-\$45,231.00	-70.53%
25001	Library - Personal Services	\$140,356.00		\$140,355.82	#VALUE!	\$146,000.00	\$149,500.00	\$3,500.00	2.40%
25002	Library - General Expense	\$12,500.00	-\$1,000.00	\$11,121.00	\$379.00	\$11,500.00	\$16,500.00	\$5,000.00	43.48%
27001	Guidance - Personal Services	\$624,385.00	-\$80,097.00	\$580,265.79	-\$35,977.79	\$603,965.00	\$673,526.00	\$69,561.00	11.52%
27002	Guidance - General Expenses	\$3,350.00		\$1,231.54	\$2,118.46	\$3,350.00	\$2,150.00	-\$1,200.00	-35.82%
27200	Testing And Assessment	\$20,200.00		\$19,472.93	\$727.07	\$20,950.00	\$28,145.00	\$7,195.00	34.34%
28001	Psychological Serv - Personal Services	\$385,602.00	\$30,898.00	\$415,499.94	\$1,000.06	\$432,000.00	\$410,473.00	-\$21,527.00	-4.98%
28002	Psychological Serv - General Expenses	\$43,500.00		\$32,833.45	\$10,666.55	\$30,000.00	\$40,000.00	\$10,000.00	33.33%
32001	Health Services - Personal Services	\$162,019.00	\$28,866.00	\$216,505.47	-\$25,620.47	\$222,688.00	\$224,548.00	\$1,860.00	0.84%
32002	Health Services - General Expenses	\$178,950.00	-\$23,000.00	\$224,424.12	-\$68,474.12	\$230,950.00	\$211,500.00	-\$19,450.00	-8.42%
33001	Transportation - Personal Services	\$0.00		\$0.00	\$0.00	\$0.00	\$0.00	\$0.00	#DIV/0!
33002	Transportation - General Expenses	\$443,500.00	-\$25,000.00	\$479,407.28	-\$60,907.28	\$432,467.00	\$539,000.00	\$106,533.00	24.63%
34000	School Lunch	\$26,000.00	-\$8,000.00	\$8,028.00	\$9,972.00	\$0.00	\$17,594.00	\$17,594.00	#DIV/0!
35001	Middle School Advisors - Personal Services	\$6,285.00	-\$2,793.00	\$3,492.00	\$3,492.00	\$3,492.00	\$3,562.00	\$70.00	2.00%
35001	High School Advisors - Personal Services	\$71,400.00		\$79,276.47	-\$7,876.47	\$76,699.00	\$78,233.00	\$1,534.00	2.00%
35002	Student Activities - General Expenses	\$2,000.00		\$2,000.00	\$2,000.00	\$0.00	\$0.00	\$0.00	#DIV/0!
35001	Athletics - Personal Services	\$213,000.00	\$4,500.00	\$244,311.92	-\$26,811.92	\$252,349.00	\$266,984.00	\$14,635.00	5.80%
35002	Athletics - General Expenses	\$95,000.00	-\$1,000.00	\$75,028.48	\$18,971.52	\$77,500.00	\$82,500.00	\$5,000.00	6.45%
35001	Music Student Activities - Personal Services	\$0.00		\$0.00	\$0.00	\$0.00	\$0.00	\$0.00	#DIV/0!

• ANNUAL REPORT
and
RECOMMENDATIONS
of the
FINANCE COMMITTEE
of the TOWN of EAST BRIDGEWATER


ANNUAL TOWN MEETING
JR/SR HIGH SCHOOL AUDITORIUM

Monday, May 14, 2018, 7:30 p.m.

It is
IMPORTANT

that you bring this report to the Town Meeting

PLEASE READ INTRODUCTION CAREFULLY



ANNUAL TOWN MEETING

COMMONWEALTH OF MASSACHUSETTS

PLYMOUTH COUNTY, S.S.

To either of the Constables of East Bridgewater, in the County of Plymouth

Greetings:

**In the name of the Commonwealth of Massachusetts, you are hereby
directed to notify and warn the inhabitants of the Town of East Bridgewater
qualified to vote in Elections and Town Affairs to meet at the**

Jr/Sr. High School Auditorium

in said Town on

MONDAY EVENING, May 14, 2018 at 7:30 p.m.

Then and there to act on the following articles, to wit:

ARTICLE 1

To see if the Town will vote to accept the reports of the Town Officers and Committees and verbal reports; or take any other action relative thereto.

Request of the Board of Selectmen

ARTICLE 2

To see if the Town will vote to authorize the Board of Selectmen to enter into a contract with Mass Highway for the construction and maintenance of public highways for the fiscal year commencing July 1, 2018; or take any other action relative thereto.

Request of the Board of Selectmen

ARTICLE 3

To see if the Town will vote to raise and appropriate \$618,122.91 and appropriate and transfer from Account No. 1-0-359-3590, Free Cash, the sum of \$617,239.00 to Account No. 82-122-911-4971, Expendable Trusts, Selectmen Capital Stabilization Fund; or take any other action relative thereto.

Request of the Board of Selectmen

ARTICLE 4

To see if the Town will vote to raise and appropriate and/or appropriate and transfer from available funds the sum of money in the column entitled "Totals Recommended by Finance Committee for Vote" to be appropriated for the various purposes designated, each total recommended being considered a separate appropriation and that the Town vote to raise and/or appropriate from Taxation, Borrowing, Free Cash, Overlay Reserve or by Transfers from available Funds, such sums of money as may be required to defray town charges for the fiscal year ending June 30, 2019 and expressly for the following purposes; or take any other action relative thereto.

Request of the Finance Committee

JUNE 30, 2018

DRAFT

TOWN OF EAST BRIDGEWATER
FISCAL 2019 BUDGET WORKSHEET
ARTICLE # 4

NT VB	ACCOUNT NAME						Line Items Recommended by Finance Comm. 2019	Totals Voted By Town Meeting 2019
		Total 2016 Budget	Total 2017 Budget	Total 2018 Budget	Fiscal 2019 Dept. Request			
4	TOWN MODERATOR PERSONAL SERVICES	\$500.00	\$500.00	\$500.00	\$500.00	\$500.00	\$500.00	\$500.00
115	Moderator Salary							
SELECTMEN								
22	SELECTMEN PERSONAL SERVICES	\$7,500.00	\$7,500.00	\$7,500.00	\$7,500.00	\$7,500.00	\$7,500.00	
5112	Board Salaries	\$134,987.11	\$135,996.92	\$138,036.87	\$140,107.42	\$140,107.42	\$140,107.42	
5117	Department Head Salaries	\$88,415.00	\$92,424.01	\$92,676.70	\$94,530.23	\$94,530.23	\$94,530.23	
5126	Clerical Salaries	\$1,400.00	\$1,400.00	\$1,000.00	\$1,000.00	\$1,000.00	\$1,000.00	
5162	Longevity Pay	\$5,797.53	\$5,884.49	\$5,972.76	\$6,062.33	\$6,062.33	\$6,062.33	
5163	Sick Leave Buy Back Pay	\$5,153.36	\$5,230.66	\$5,309.12	\$5,388.74	\$5,388.74	\$5,388.74	
5164	Vacation Buy Back Pay							
	TOTAL PERSONAL SERVICES	\$243,253.00	\$248,436.08	\$250,495.45	\$254,588.72	\$254,588.72	\$254,588.72	\$254,588.72
SELECTMEN GENERAL EXPENSES								
22	SELECTMEN GENERAL EXPENSES	\$1,250.00	\$1,250.00	\$1,250.00	\$1,250.00	\$1,250.00	\$1,250.00	
5192	Training and Education	\$992.00	\$1,370.00	\$1,370.00	\$1,370.00	\$1,370.00	\$1,370.00	
5301	Advertising	\$7,050.00	\$7,050.00	\$7,050.00	\$5,941.00	\$5,941.00	\$5,941.00	
5420	Supplies - Office	\$766.00	\$766.00	\$2,000.00	\$2,000.00	\$2,000.00	\$2,000.00	
5422	Supplies - Computer	\$1,891.00	\$1,891.00	\$1,891.00	\$3,000.00	\$3,000.00	\$3,000.00	
5731	Dues/Membership/Conferences	\$653.00	\$653.00	\$653.00	\$653.00	\$653.00	\$653.00	
5790	Other Charges & Expenses							
	TOTAL GENERAL EXPENSES	\$12,602.00	\$12,980.00	\$14,214.00	\$14,214.00	\$14,214.00	\$14,214.00	\$14,214.00
	TOTAL SELECTMEN	\$255,855.00	\$261,416.08	\$264,709.45	\$268,802.72	\$268,802.72	\$268,802.72	\$268,802.72
FINANCE COMMITTEE								
131	FINANCE COMMITTEE	\$500.00	\$500.00	\$500.00	\$500.00	\$500.00	\$500.00	\$500.00
5731	Dues/Memberships/Conferences							
RESERVE FUND								
132	RESERVE FUND	\$154,276.99	\$149,735.00	\$150,000.00	\$150,000.00	\$150,000.00	\$150,000.00	\$150,000.00
5795	Reserve Fund							
TOWN ACCOUNTANT								
135	TOWN ACCOUNTANT PERSONAL SERV.	\$68,975.00	\$70,975.00	\$73,475.00	\$81,600.00	\$81,600.00	\$81,600.00	
5117	Department Head Salaries	\$50,671.70	\$51,777.00	\$52,300.00	\$53,346.00	\$53,346.00	\$53,346.00	
5125	Admin. Support Salaries	\$550.00	\$550.00	\$550.00	\$550.00	\$550.00	\$550.00	
5162	Longevity Pay	\$0.00	\$0.00	\$0.00	\$3,506.00	\$3,506.00	\$3,506.00	
5163	Sick Leave Buy Back Pay	\$1,311.78	\$1,359.67	\$1,408.00	\$1,570.00	\$1,570.00	\$1,570.00	
5164	Vacation Buy Back Pay							
	TOTAL PERSONAL SERVICES	\$121,508.48	\$124,661.67	\$127,733.00	\$140,572.00	\$140,572.00	\$140,572.00	\$140,572.00

TOWN OF EAST BRIDGEWATER
FISCAL 2019 BUDGET WORKSHEET
ARTICLE # 4

CCNT UMB	ACCOUNT NAME	Total 2016 Budget	Total 2017 Budget	Total 2018 Budget	Fiscal 2019 Dept. Request	Line Items Recommended by Finance Comm. 2019	Totals Voted By Town Meeting 2019
	TOWN ACCOUNTANT (CONTINUED)						
-135	ACCOUNTANT GENERAL EXPENSE						
0-5192	Training and Education	\$900.00	\$900.00	\$850.00	\$850.00	\$850.00	
0-5420	Supplies - Office	\$500.00	\$650.11	\$497.20	\$500.00	\$500.00	
0-5422	Supplies - Computer	\$1,150.00	\$1,150.00	\$1,000.00	\$1,000.00	\$1,000.00	
0-5710	In - State Travel/Mileage	\$200.00	\$249.00	\$200.00	\$200.00	\$200.00	
0-5731	Dues / Memberships / Conferences	\$250.00	\$360.00	\$250.00	\$250.00	\$250.00	
	TOTAL GENERAL EXPENSES	\$3,000.00	\$3,309.11	\$2,797.20	\$2,800.00	\$2,800.00	\$2,800.00
	TOTAL TOWN ACCOUNTANT	\$124,508.48	\$127,970.78	\$130,530.20	\$143,372.00	\$143,372.00	\$143,372.00
		=====	=====	=====	=====	=====	=====
	BOARD OF ASSESSORS						
141	BOARD OF ASSESSORS PERSONAL SERV.						
1-5112	Board Salaries	\$4,500.00	\$4,500.00	\$4,500.00	\$4,500.00	\$4,500.00	
1-5117	Department Head Salaries	\$78,492.69	\$76,989.60	\$78,529.39	\$80,099.97	\$80,099.97	
1-5125	Admin. Support Salaries	\$53,607.82	\$53,963.19	\$55,037.46	\$56,138.21	\$56,138.21	
1-5126	Clerical Salaries	\$51,146.59	\$50,291.57	\$51,931.69	\$59,091.44	\$59,091.44	
1-5148	Addl Comp - Other	\$0.00	\$7,000.00	\$0.00	\$0.00	\$0.00	
1-5162	Longevity Pay	\$0.00	\$0.00	\$0.00	\$0.00	\$0.00	
1-5163	Sick Leave Buy Back Pay	\$0.00	\$0.00	\$0.00	\$0.00	\$0.00	
1-5170	Slipend for Chapter 59-21A	\$1,000.00	\$1,033.62	\$1,054.36	\$9,010.00	\$9,010.00	
1-5164	Vacation Buy Back Pay	\$1,023.05	\$1,500.00	\$8,852.29	\$1,096.95	\$1,096.95	
	TOTAL SALARIES	\$189,770.15	\$195,277.98	\$199,905.19	\$209,936.57	\$209,936.57	\$209,936.57
141	BOARD OF ASSESSORS GENERAL EXP.						
1-5192	Training and Education	\$2,500.00	\$2,500.00	\$2,500.00	\$2,500.00	\$2,500.00	
1-5249	Maintenance Fees (Agreement)	\$8,300.00	\$8,300.00	\$8,450.00	\$8,450.00	\$8,450.00	
1-5311	Professional Services	\$5,000.00	\$5,000.00	\$5,000.00	\$0.00	\$0.00	
1-5731	Revaluation (Yearly & Triannually)	\$17,400.00	\$17,400.00	\$17,400.00	\$17,400.00	\$17,400.00	
1-5381	Mapping Services	\$2,500.00	\$3,500.00	\$3,500.00	\$3,500.00	\$3,500.00	
1-5390	Other Purchased Services	\$1,700.00	\$1,700.00	\$1,700.00	\$1,700.00	\$1,700.00	
1-5420	Supplies - Office	\$1,400.00	\$1,400.00	\$1,400.00	\$1,400.00	\$1,400.00	
1-5710	In State Travel/Mileage	\$1,000.00	\$1,000.00	\$1,000.00	\$1,000.00	\$1,000.00	
1-5731	Dues / Memberships / Conferences	\$2,500.00	\$2,500.00	\$2,500.00	\$2,500.00	\$2,500.00	
1-5850	New Equipment	\$0.00	\$500.00	\$500.00	\$500.00	\$500.00	
	TOTAL EXPENSE	\$42,300.00	\$43,800.00	\$43,950.00	\$38,950.00	\$38,950.00	\$38,950.00
	TOTAL BOARD OF ASSESSORS	\$232,070.15	\$239,077.98	\$243,855.19	\$248,886.57	\$248,886.57	\$248,886.57
		=====	=====	=====	=====	=====	=====

JUNE 30, 2018

TOWN OF EAST BRIDGEWATER
FISCAL 2019 BUDGET WORKSHEET
ARTICLE # 4

INT MB	ACCOUNT NAME	Total 2016 Budget	Total 2017 Budget	Total 2018 Budget	Fiscal 2019 Dept. Request	Line Items Recommended by Finance Comm. 2019	Totals Voted By Town Meeting 2019
	TREASURER/COLLECTOR						
15	TREASURER/COLLECTOR PERSONAL SER						
5117	Department Head Salaries	\$81,098.68	\$83,000.00	\$87,000.00	\$91,000.00	\$91,000.00	
5126	Clerical Salaries	\$185,007.75	\$187,000.00	\$192,500.00	\$196,300.00	\$196,300.00	
5162	Longevity Pay	\$675.00	\$675.00	\$725.00	\$4,025.00	\$4,025.00	
5163	Sick Leave Buy Back Pay	\$2,670.30	\$2,800.00	\$2,800.00	\$2,850.00	\$2,850.00	
5164	Vacation Buy Back	\$3,544.21	\$5,150.00	\$5,350.00	\$5,500.00	\$5,500.00	
5168	Stipend Re: CH. 41 108P	\$1,000.00	\$1,000.00	\$1,000.00	\$1,000.00	\$1,000.00	
	TOTAL PERSONAL SERVICES	\$273,995.94	\$279,625.00	\$289,375.00	\$300,675.00	\$300,675.00	\$300,675.00
	TREASURER/COLLECTOR EXPENSE						
5192	Training and Education	\$2,000.00	\$2,000.00	\$2,000.00	\$2,000.00	\$2,000.00	
5302	Professional Serv - Payroll	\$18,500.00	\$21,500.00	\$21,500.00	\$21,500.00	\$21,500.00	
5305	Professional Serv - Billing	\$13,500.00	\$13,500.00	\$16,000.00	\$16,000.00	\$16,000.00	
5306	Professional Serv - Financial	\$6,000.00	\$6,000.00	\$6,000.00	\$6,000.00	\$6,000.00	
5313	Professional Serv - Legal (Tax Title Counsel)	\$17,000.00	\$17,000.00	\$17,000.00	\$17,000.00	\$17,000.00	
5420	Supplies - Office	\$3,000.00	\$3,500.00	\$3,500.00	\$3,500.00	\$3,500.00	
5422	Supplies - Computer	\$1,500.00	\$1,500.00	\$1,500.00	\$1,500.00	\$1,500.00	
5710	In - State Travel/Mileage	\$1,400.00	\$1,400.00	\$1,400.00	\$1,400.00	\$1,400.00	
5731	Dues / Memberships / Conferences	\$600.00	\$600.00	\$600.00	\$600.00	\$600.00	
	TOTAL GENERAL EXPENSES	\$63,500.00	\$67,000.00	\$69,500.00	\$69,500.00	\$69,500.00	\$69,500.00
145	OTHER EXPENSES						
5306	Professional Serv - Financial	\$46,400.00	\$46,400.00	\$46,400.00	\$46,400.00	\$46,400.00	\$46,400.00
145	OTHER EXPENSES						
1-5341	Postage	\$40,000.00	\$42,000.00	\$42,000.00	\$42,000.00	\$42,000.00	\$42,000.00
145	OTHER EXPENSES						
1-5383	GASB45 Actuarial Valuation Study	\$5,500.00	\$5,500.00	\$5,500.00	\$5,500.00	\$5,500.00	\$5,500.00
147	TAX TITLE						
3-5304	Professional Serv - Legal	\$13,000.00	\$15,000.00	\$15,000.00	\$15,000.00	\$15,000.00	\$15,000.00
	TOTAL TREASURER/COLLECTOR	\$442,395.94	\$455,525.00	\$467,775.00	\$479,075.00	\$479,075.00	\$479,075.00
-151	TOWN COUNSEL GENERAL EXPENSES						
0-5304	Professional Serv - Legal	\$186,000.00	\$216,000.00	\$194,000.00	\$197,000.00	\$197,000.00	\$197,000.00
	TOTAL TOWN COUNSEL	\$186,000.00	\$216,000.00	\$194,000.00	\$197,000.00	\$197,000.00	\$197,000.00

TOWN OF EAST BRIDGEWATER
FISCAL 2019 BUDGET WORKSHEET
ARTICLE # 4

CCNT	ACCOUNT NAME	Total 2016 Budget	Total 2017 Budget	Total 2018 Budget	Fiscal 2019 Dept. Request	Line Items Recommended by Finance Comm. 2019	Totals Voted By Town Meeting 2019
UMB							
	TOWN HALL COMPUTERS						
155	TOWN HALL COMPUTERS PERSONAL SERV.						
15114	I.T. Director Salary	\$34,000.00	\$32,640.00	\$32,765.00	\$48,075.00	\$48,075.00	
15149	Labor Payroll	\$0.00	\$81,000.00	\$101,600.00	\$88,305.00	\$88,305.00	
	TOTAL PERSONAL SERVICES	\$34,000.00	\$113,640.00	\$134,365.00	\$136,380.00	\$136,380.00	\$136,380.00
	TOWN HALL COMPUTERS (CONTINUED)						
155	TOWN HALL COMPUTERS GENERAL EXP.						
15314	Professional Serv - Computers	\$202,000.00	\$126,082.00	\$106,517.00	\$136,842.45	\$136,842.45	
15317	Professional Serv - GEOTMS User Fees	\$0.00	\$3,000.00	\$3,000.00	\$3,045.00	\$3,045.00	
15595	Computer Equipment/Upgrades	\$0.00	\$0.00	\$20,000.00	\$20,300.00	\$20,300.00	
	TOTAL GENERAL EXPENSE	\$202,000.00	\$129,082.00	\$129,517.00	\$160,187.45	\$160,187.45	\$160,187.45
	TOTAL TOWN HALL COMPUTERS	\$236,000.00	\$242,722.00	\$263,882.00	\$296,567.45	\$296,567.45	\$296,567.45
	LOCAL ACCESS DIRECTOR						
159	LOCAL ACCESS DIRECTOR						
15117	Department Head Salaries	\$0.00	\$0.00	\$0.00	\$0.00	\$0.00	\$0.00
	TOTAL LOCAL ACCESS DIRECTOR	\$0.00	\$0.00	\$0.00	\$0.00	\$0.00	\$0.00
	TOWN CLERK						
161	TOWN CLERK PERSONAL SERVICES						
15117	Department Head Salaries	\$68,973.57	\$71,042.00	\$72,464.84	\$73,914.14	\$68,500.00	
15125	Admin. Support Salaries	\$49,601.06	\$50,185.08	\$51,188.78	\$52,212.56	\$52,212.56	
15126	Clerical Salaries	\$43,993.30	\$44,873.17	\$45,770.63	\$45,770.63	\$45,770.63	
15163	Sick Leave Buy Back Pay	\$4,497.08	\$2,139.02	\$2,571.00	\$282.70	\$282.70	
15164	Vacation Buy Back Pay	\$846.02	\$862.94	\$871.66	\$989.45	\$989.45	
15168	Stipend re: ch 41	\$400.00	\$400.00	\$400.00	\$400.00	\$400.00	
15195	Additional Compensation Ch41 S19K	\$0.00	\$0.00	\$1,000.00	\$1,000.00	\$1,000.00	
	TOTAL PERSONAL SERVICES	\$168,311.03	\$169,502.21	\$174,266.91	\$174,569.48	\$169,155.34	\$169,155.34

JUNE 30, 2018

RAFT

TOWN OF EAST BRIDGEWATER
FISCAL 2019 BUDGET WORKSHEET
ARTICLE # 4

VT IB	ACCOUNT NAME						Line Items	Totals
		Total 2016 Budget	Total 2017 Budget	Total 2018 Budget	Fiscal 2019 Dept. Request		Recommended by Finance Comm. 2019	Voted By Town Meeting 2019
	TOWN CLERK (CONTINUED)							
	TOWN CLERK GENERAL EXPENSE							
		\$19,000.00	\$16,500.00	\$16,500.00	\$19,000.00		\$19,000.00	
80	Town Meeting (Wardens)	\$1,545.00	\$1,575.90	\$1,575.90	\$1,700.00		\$1,700.00	
120	Supplies - Office	\$1,545.00	\$1,575.90	\$1,575.90	\$1,500.00		\$1,500.00	
122	Supplies - Computer	\$2,060.00	\$2,101.50	\$2,101.50	\$2,101.50		\$2,101.50	
131	Dues / Memberships / Conferences							
		\$2,060.00	\$2,101.50	\$2,101.50	\$2,101.50		\$2,101.50	
	TOTAL GENERAL EXPENSE	\$24,150.00	\$21,753.30	\$21,753.30	\$24,301.50		\$24,301.50	\$24,301.50
	TOTAL TOWN CLERK	\$192,461.03	\$191,255.51	\$196,020.21	\$198,870.98		\$193,456.84	\$193,456.84
		=====	=====	=====	=====		=====	=====
3	BOARD/REGISTRARS							
112	Board Salaries	\$4,786.00	\$4,925.00	\$5,023.50	\$2,000.00		\$2,000.00	
126	Clerical Salaries	\$0.00	\$0.00	\$0.00	\$0.00		\$0.00	
	TOTAL PERSONAL SERVICES	\$4,786.00	\$4,925.00	\$5,023.50	\$2,000.00		\$2,000.00	\$2,000.00
	BOARD/REGISTRARS (CONTINUED)							
3	Board Expense	\$930.00	\$958.00	\$977.16	\$4,090.00		\$4,090.00	\$4,090.00
425	Supplies - Town Census							
	TOTAL BOARD/REGISTRARS	\$5,716.00	\$5,883.00	\$6,000.66	\$6,090.00		\$6,090.00	\$6,090.00
		=====	=====	=====	=====		=====	=====
	CONSERVATION COMM							
71	CONSERVATION COMM PERSONAL SERV.							
126	Clerical	\$31,234.95	\$39,091.00	\$39,872.82	\$40,848.82		\$40,848.82	
	TOTAL PERSONAL SERVICES	\$31,234.95	\$39,091.00	\$39,872.82	\$40,848.82		\$40,848.82	\$40,848.82
71	CONSERVATION COMM GENERAL EXP.							
5309	Professional Serv - Engineering & Architectural	\$18,000.00	\$18,000.00	\$18,000.00	\$18,000.00		\$18,000.00	
5420	Supplies - Office	\$600.00	\$1,100.00	\$1,100.00	\$1,100.00		\$1,100.00	
5790	Other Charges & Expenses	\$600.00	\$600.00	\$600.00	\$600.00		\$600.00	
5342	MS4 Investigation & Enforcement	\$0.00	\$5,000.00	\$5,494.00	\$5,494.00		\$5,494.00	
	TOTAL GENERAL EXPENSE	\$19,200.00	\$24,700.00	\$25,194.00	\$25,194.00		\$25,194.00	\$25,194.00
	TOTAL CONSERVATION COMMISSION	\$50,434.95	\$63,791.00	\$65,066.82	\$66,042.82		\$66,042.82	\$66,042.82
		=====	=====	=====	=====		=====	=====

TOWN OF EAST BRIDGEWATER
FISCAL 2019 BUDGET WORKSHEET
ARTICLE # 4

CNT		Total	Total	Total	Fiscal 2019	Line Items	Totals
IMB	ACCOUNT NAME	2016 Budget	2017 Budget	2018 Budget	Dept. Request	Recommended by Finance Comm. 2019	Voted By Town Meeting 2019
75	PLANNING BOARD						
	PLANNING BOARD PERSONAL SERVICES						
5125	Admin. Support Salaries	\$49,202.00	\$51,189.00	\$52,212.78	\$52,995.97	\$52,995.97	
5126	Clerical Salaries	\$39,954.00	\$40,438.00	\$40,909.14	\$44,854.88	\$44,854.88	
5162	Longevity Pay	\$0.00	\$0.00	\$0.00	\$0.00	\$0.00	
5163	Sick Leave Buy Back Pay	\$5,264.00	\$2,500.00	\$2,550.00	\$2,588.25	\$2,588.25	
5164	Vacation Buy Back Pay	\$1,753.00	\$1,000.00	\$1,020.00	\$1,035.30	\$1,035.30	
	TOTAL PERSONAL SERVICES	\$96,173.00	\$95,127.00	\$96,691.92	\$101,474.40	\$101,474.40	\$101,474.40
75	PLANNING BOARD GENERAL EXPENSE						
5301	Advertising	\$600.00	\$618.00	\$630.36	\$639.82	\$639.82	
5309	Professional Serv - Engineering & Archtlectual	\$2,346.00	\$2,416.00	\$2,464.32	\$2,501.28	\$2,501.28	
5381	Mapping Services	\$1,000.00	\$1,030.00	\$1,050.60	\$1,066.36	\$1,066.36	
5420	Supplies - Office	\$2,000.00	\$2,060.00	\$2,101.20	\$2,132.72	\$2,132.72	
5422	Supplies - Computer	\$2,931.00	\$3,020.00	\$3,080.40	\$3,126.61	\$3,126.61	
	TOTAL GENERAL EXPENSES	\$8,877.00	\$9,144.00	\$9,326.88	\$9,466.79	\$9,466.79	\$9,466.79
	TOTAL PLANNING BOARD	\$105,050.00	\$104,271.00	\$106,018.80	\$110,941.19	\$110,941.19	\$110,941.19
		=====	=====	=====	=====	=====	=====
	ZONING BD OF APPEALS						
76	ZONING BD OF APPEALS PERSONAL SERV						
5126	Clerical Salaries	\$6,363.00	\$6,452.00	\$6,428.04	\$6,524.46	\$6,524.46	
	TOTAL PERSONAL SERVICES	\$6,363.00	\$6,452.00	\$6,428.04	\$6,524.46	\$6,524.46	\$6,524.46
	TOTAL ZONING BOARD OF APPEALS	\$6,363.00	\$6,452.00	\$6,428.04	\$6,524.46	\$6,524.46	\$6,524.46
		=====	=====	=====	=====	=====	=====
	FACILITIES MANAGEMENT						
161	FACILITIES MANAGEMENT PERSONAL SERVICES						
1117	Department Head Salaries	\$80,000.00	\$82,476.86	\$84,126.40	\$84,000.00	\$84,000.00	
1149	Labor Payroll	\$45,770.00	\$108,901.32	\$114,236.07	\$51,367.16	\$51,367.16	
1150	Labor Overtime Payroll	\$1,250.00	\$2,200.00	\$2,200.00	\$1,000.00	\$1,000.00	
1162	Longevity Pay	\$0.00	\$950.00	\$1,225.00	\$650.00	\$650.00	
1163	Sick Leave Buy Back Pay	\$0.00	\$0.00	\$526.20	\$0.00	\$0.00	
1164	Vacation Buy Back Pay	\$0.00	\$0.00	\$1,169.36	\$1,584.62	\$1,584.62	
1165	License Payments	\$500.00	\$2,700.00	\$1,500.00	\$2,400.00	\$2,400.00	
	TOTAL PERSONAL SERVICES	\$127,520.00	\$197,228.18	\$204,983.03	\$141,001.78	\$141,001.78	\$141,001.78

JUNE 30, 2018

RAFT

TOWN OF EAST BRIDGEWATER
FISCAL 2019 BUDGET WORKSHEET
ARTICLE # 4

NT IB	ACCOUNT NAME					Line Items	Totals
		Total 2016 Budget	Total 2017 Budget	Total 2018 Budget	Fiscal 2019 Dept. Request	Recommended by Finance Comm. 2019	Voted By Town Meeting 2019
	FACILITIES MANAGEMENT (CONTINUED)						
	FACILITIES MANAGEMENT GENERAL EXPENSES						
		\$820.00	\$600.00	\$1,500.00	\$1,500.00	\$1,500.00	
.90	Boot Reimbursement	\$45,625.00	\$47,000.00	\$0.00	\$0.00	\$0.00	
111	Electricity	\$106,673.01	\$97,995.00	\$84,700.00	\$86,000.00	\$86,000.00	
241	Maintenance - Bldgs & Grounds	\$43,460.00	\$48,000.00	\$49,000.00	\$51,000.00	\$51,000.00	
243	Repairs & Maint - Equipment	\$12,250.00	\$12,250.00	\$12,400.00	\$12,400.00	\$12,400.00	
244	Repairs & Maint - Elevator	\$64,525.00	\$65,000.00	\$65,000.00	\$66,500.00	\$66,500.00	
111	Heating Oil / Gas	\$1,855.00	\$1,855.00	\$1,855.00	\$1,855.00	\$1,855.00	
420	Supplies - Office	\$0.00	\$0.00	\$11,500.00	\$15,000.00	\$15,000.00	
435	Special Projects	\$3,585.00	\$4,500.00	\$4,600.00	\$4,600.00	\$4,600.00	
575	Supplies - Communication Equip.	\$5,332.00	\$5,332.00	\$5,335.00	\$5,335.00	\$5,335.00	
731	Dues / Memberships / Conferences	\$11,000.00	\$11,000.00	\$0.00	\$0.00	\$0.00	
960	Equipment Lease Payment						
		\$295,115.01	\$293,532.00	\$235,890.00	\$244,190.00	\$244,190.00	\$244,190.00
	TOTAL EXPENSE						
		\$17,500.00	\$18,575.00	\$0.00	\$0.00	\$0.00	
1	SCHOOL FACILITIES MANAGEMENT GENERAL EXP.						
1211	Electricity	\$118,150.00	\$179,850.00	\$178,050.00	\$180,500.00	\$180,500.00	
1241	Maintenance - Bldgs & Grounds	\$123,000.00	\$149,850.00	\$152,850.00	\$154,500.00	\$154,500.00	
1243	Repairs & Maint - Equipment	\$14,050.00	\$18,500.00	\$18,825.00	\$18,825.00	\$18,825.00	
1244	Repairs & Maint - Elevator	\$7,900.00	\$8,000.00	\$8,000.00	\$8,000.00	\$8,000.00	
1270	Uniform Rental	\$116,700.00	\$120,400.00	\$122,808.00	\$122,808.00	\$122,808.00	
1411	Heating Oil / Gas	\$73,200.00	\$84,275.00	\$89,500.00	\$92,500.00	\$92,500.00	
1421	Custodial Supplies	\$0.00	\$0.00	\$18,000.00	\$19,250.00	\$19,250.00	
1435	Special Projects	\$30,000.00	\$31,175.00	\$31,800.00	\$31,800.00	\$31,800.00	
1575	Supplies - Communication Equip.						
		\$500,500.00	\$610,625.00	\$619,833.00	\$628,183.00	\$628,183.00	\$628,183.00
	TOTAL EXPENSE						
		\$923,135.01	\$1,101,385.18	\$1,060,706.03	\$1,013,374.78	\$1,013,374.78	\$1,013,374.78
92	TOWN TELEPHONES						
5340	Telephone	\$26,227.00	\$31,000.00	\$33,000.00	\$42,500.00	\$42,500.00	
		\$26,227.00	\$31,000.00	\$33,000.00	\$42,500.00	\$42,500.00	\$42,500.00
	TOTAL TOWN TELEPHONES						
193	TOWNWIDE INSURANCE						
-5740	Property & Liability	\$353,946.90	\$345,000.00	\$334,000.00	\$330,000.00	\$330,000.00	
312	WORKMEN'S COMP.						
-5171	Workers' Comp Ins	\$161,013.17	\$153,000.00	\$167,000.00	\$188,000.00	\$188,000.00	
		\$514,960.07	\$498,000.00	\$501,000.00	\$518,000.00	\$518,000.00	\$518,000.00
	TOTAL TOWNWIDE INSURANCE						

TOWN OF EAST BRIDGEWATER
FISCAL 2019 BUDGET WORKSHEET
ARTICLE # 4

CNT						Line Items	Totals
JMB	ACCOUNT NAME	Total 2016 Budget	Total 2017 Budget	Total 2018 Budget	Fiscal 2019 Dept. Request	Recommended by Finance Comm. 2019	Voted By Town Meeting 2019
10	EMPLOYEE BENEFITS						
5172	Unemployment Claims / Insurance	\$100,000.00	\$75,000.00	\$100,000.00	\$100,000.00	\$100,000.00	
5173	Medicare Insurance	\$300,000.00	\$307,507.00	\$355,000.00	\$362,100.00	\$362,100.00	
5174	Life Insurance	\$17,100.00	\$17,100.00	\$17,100.00	\$17,100.00	\$17,100.00	
5175	Health Insurance	\$3,990,140.90	\$3,736,000.00	\$3,785,000.00	\$3,841,000.00	\$3,841,000.00	
5176	County Retirement	\$2,120,461.00	\$2,388,744.00	\$2,474,380.00	\$2,580,059.00	\$2,580,059.00	
5177	Employee Assistance Program	\$500.00	\$500.00	\$500.00	\$500.00	\$500.00	
5307	SMHG Adm Assessment	\$0.00	\$0.00	\$0.00	\$0.00	\$0.00	
5308	Professional Serv - Drug & Alcohol Testing	\$1,800.00	\$1,800.00	\$1,800.00	\$1,800.00	\$1,800.00	
	TOTAL EMPLOYEE BENEFITS / TOWN COST	\$6,530,001.90	\$6,526,651.00	\$6,733,780.00	\$6,902,559.00	\$6,902,559.00	\$6,902,559.00
95	SOLAR ENERGY PROGRAM						
5211	Electricity	\$639,000.00	\$670,000.00	\$817,000.00	\$879,225.00	\$879,225.00	
5300	Professional Services	\$0.00	\$0.00	\$0.00	\$0.00	\$0.00	
	TOTAL SOLAR ENERGY PROGRAM	\$639,000.00	\$670,000.00	\$817,000.00	\$879,225.00	\$879,225.00	\$879,225.00
96	TOWN WIDE GASOLINE						
5410	Gasoline/Diesel Fuel	\$116,474.97	\$95,000.00	\$100,000.00	\$80,000.00	\$80,000.00	\$80,000.00
XXX	OTHER GENERAL GOVERNMENT						
20-5780	Other Charges & Expenses	\$6,550.00	\$1,596.00	\$2,000.00	\$2,000.00	\$2,000.00	\$2,000.00
20-5317	SE Regional Services General Expense	\$4,200.00	\$4,300.00	\$4,500.00	\$4,500.00	\$4,500.00	\$4,500.00
20-5315	Town Audit General Expenses	\$55,000.00	\$57,000.00	\$59,000.00	\$59,000.00	\$59,000.00	\$59,000.00
20-5305	Billing Serv-Mcr General Expense	\$6,000.00	\$6,100.00	\$6,200.00	\$6,200.00	\$6,200.00	\$6,200.00
20-5317	Internet Access	\$2,780.00	\$2,800.00	\$0.00	\$0.00	\$0.00	\$0.00
20-5249	Town Hall (Copier) General Expenses	\$10,000.00	\$10,300.00	\$10,300.00	\$10,300.00	\$10,300.00	\$10,300.00
10-5181	M.G.L. 30B Sec 2&19 C.P.O. & Delegation Of Power	\$5,000.00	\$5,000.00	\$5,000.00	\$5,000.00	\$5,000.00	\$5,000.00
20-5318	Pol & Fire - Medical General Expense	\$3,000.00	\$1,000.00	\$1,000.00	\$1,000.00	\$1,000.00	\$1,000.00
10-5100	Municipal Hearings Officer Chapter148A	\$2,500.00	\$2,500.00	\$2,500.00	\$2,500.00	\$2,500.00	\$2,500.00
20-5780	Recreation Commission	\$250.00	\$250.00	\$250.00	\$250.00	\$250.00	\$250.00
20-5780	Agriculture Commission	\$250.00	\$250.00	\$250.00	\$250.00	\$250.00	\$250.00
20-5169	Xmas Parade	\$3,500.00	\$3,500.00	\$4,000.00	\$4,000.00	\$4,000.00	\$4,000.00
20-5421	Patriotic Activities General Expense	\$5,012.00	\$5,012.00	\$5,012.00	\$5,012.00	\$5,012.00	\$5,012.00
20-5966	OPEB - Gasb - 45	\$10,000.00	\$10,000.00	\$10,000.00	\$10,000.00	\$10,000.00	\$10,000.00
		\$114,042.00	\$109,608.00	\$110,012.00	\$110,012.00	\$110,012.00	\$110,012.00
	TOTAL GENERAL GOVERNMENT	\$10,855,972.49	\$11,096,743.53	\$11,450,784.40	\$11,718,843.97	\$11,713,429.83	\$11,713,429.83

JUNE 30, 2018

DRAFT

TOWN OF EAST BRIDGEWATER
FISCAL 2019 BUDGET WORKSHEET
ARTICLE # 4

NT LB	ACCOUNT NAME	Total 2016 Budget	Total 2017 Budget	Total 2018 Budget	Fiscal 2019 Dept. Request	Line Items Recommended by Finance Comm. 2019	Totals Voted By Town Meeting 2019
	POLICE DEPARTMENT						
0	POLICE DEPARTMENT PERSONAL SERV.			\$150,000.00	\$153,000.00	\$153,000.00	
		\$150,000.00	\$125,000.00	\$42,906.00	\$130,519.00	\$130,519.00	
117	Department Head Salaries	\$0.00	\$0.00	\$57,540.00	\$60,417.00	\$60,417.00	
118	Deputy Chief	\$54,090.34	\$57,214.00	\$69,388.00	\$70,480.00	\$70,480.00	
125	Admin. Support Salaries	\$68,113.25	\$46,719.00	\$424,070.00	\$389,649.50	\$389,649.50	
127	Court Prosecutor Salaries	\$519,631.51	\$470,311.00	\$141,376.00	\$143,958.00	\$143,958.00	
128	Sergeants Salaries	\$136,339.20	\$138,263.00	\$700,391.00	\$733,812.00	\$733,812.00	
129	Detective Salaries	\$599,614.40	\$671,497.00	\$115,100.00	\$124,529.00	\$124,529.00	
130	Patrolmen Salaries	\$81,421.35	\$79,195.00				
184	Civilian Dispatchers						
		\$1,609,210.05	\$1,588,199.00	\$1,700,771.00	\$1,806,364.50	\$1,806,364.50	\$1,806,364.50
	TOTAL PERSONAL SERVICES						
	ADDITIONAL COMP.			\$5,001.00	\$5,001.00	\$5,001.00	
5135	Addl Comp - Rank Differential	\$13,000.00	\$13,000.00	\$182,795.00	\$147,452.00	\$147,452.00	
5136	Addl Comp - College Credits	\$174,829.69	\$163,916.00	\$37,591.00	\$37,591.00	\$37,591.00	
5137	Addl Comp - Shift Differential	\$34,000.00	\$39,000.00	\$35,000.00	\$35,700.00	\$35,700.00	
5138	Addl Comp - Court Duty	\$35,000.00	\$41,416.00	\$86,586.00	\$88,317.72	\$88,317.72	
5139	Addl Comp - Cover Vacation	\$102,000.00	\$102,000.00	\$10,000.00	\$10,000.00	\$10,000.00	
5140	Addl Comp - Cover Sick	\$10,000.00	\$10,000.00	\$71,795.00	\$68,999.00	\$68,999.00	
5141	Addl Comp - Holiday Pay	\$76,944.79	\$69,566.00	\$9,000.00	\$9,000.00	\$9,000.00	
5142	Addl Comp - O/T & Investigation	\$16,000.00	\$16,000.00	\$95,745.00	\$99,159.90	\$99,159.90	
5148	Addl Comp - Other	\$87,000.00	\$135,700.00	\$36,689.00	\$32,029.00	\$32,029.00	
5162	Longevity Pay	\$35,880.98	\$36,567.00	\$41,387.00	\$55,412.00	\$55,412.00	
5163	Sick Leave Buy Back Pay	\$33,747.20	\$50,231.00				
		\$618,402.66	\$677,396.00	\$611,589.00	\$588,661.62	\$588,661.62	\$588,661.62
	TOTAL ADDITIONAL COMPENSATION						
210	SCHOOL PATROL	\$0.00	\$0.00	\$0.00	\$0.00	\$0.00	\$0.00
5131	School Patrol Salaries						

TOWN OF EAST BRIDGEWATER
FISCAL 2019 BUDGET WORKSHEET
ARTICLE # 4

CCNT UMB	ACCOUNT NAME	Total 2016 Budget	Total 2017 Budget	Total 2018 Budget	Fiscal 2019 Dept. Request	Line Items Recommended by Finance Comm. 2019	Totals Voted By Town Meeting 2019
	POLICE DEPARTMENT (CONTINUED)						
210	POLICE DEPT GENERAL EXPENSES						
1-5191	Uniform Cleaning Allowance	\$16,200.00	\$16,750.00	\$16,900.00	\$18,700.00	\$18,700.00	
1-5192	Training and Education	\$22,856.12	\$44,557.00	\$15,750.00	\$15,750.00	\$15,750.00	
1-5193	Uniform Expense	\$22,700.00	\$24,000.00	\$25,900.00	\$25,300.00	\$25,300.00	
1-5241	Maintenance - Bldgs & Grounds	\$0.00	\$0.00	\$0.00	\$0.00	\$0.00	
1-5243	Repair & Maint - Equipment	\$9,000.00	\$9,000.00	\$1,200.00	\$1,200.00	\$1,200.00	
1-5247	Repairs & Maint - Vehicles	\$25,000.00	\$25,000.00	\$14,722.00	\$14,722.00	\$14,722.00	
1-5314	Professional Serv - Computers	\$33,000.00	\$23,000.00	\$37,000.00	\$37,000.00	\$37,000.00	
1-5420	Supplies - Office	\$6,000.00	\$6,000.00	\$6,000.00	\$6,000.00	\$6,000.00	
1-5423	Supplies - Copier	\$1,500.00	\$1,500.00	\$5,000.00	\$5,000.00	\$5,000.00	
1-5511	Supplies - Books & Periodicals	\$1,050.00	\$1,050.00	\$1,250.00	\$1,250.00	\$1,250.00	
1-5570	Supplies - Radio Equip.	\$7,000.00	\$7,000.00	\$6,190.00	\$6,190.00	\$6,190.00	
1-5575	Supplies - Communication Equip.	\$45,500.00	\$10,500.00	\$16,300.00	\$16,300.00	\$16,300.00	
1-5578	Specialized Equipment	\$0.00	\$0.00	\$17,000.00	\$17,000.00	\$17,000.00	
1-5731	Dues / Memberships / Conferences	\$12,000.00	\$12,000.00	\$19,300.00	\$19,300.00	\$19,300.00	
	TOTAL GENERAL EXPENSE	\$201,806.12	\$180,357.00	\$182,512.00	\$183,712.00	\$183,712.00	\$183,712.00
210	OTHER EXPENSES						
1-5870	Purchase Of Vehicles	\$0.00	\$0.00	\$0.00	\$0.00	\$0.00	\$0.00
	TOTAL POLICE DEPARTMENT	\$2,429,418.83	\$2,445,952.00	\$2,494,872.00	\$2,578,738.12	\$2,578,738.12	\$2,578,738.12
		=====	=====	=====	=====	=====	=====
220	FIRE DEPARTMENT						
	FIRE DEPARTMENT PERSONAL SERVICES						
1-5117	Department Head Salaries	\$109,981.00	\$111,966.00	\$114,206.00	\$116,044.00	\$116,044.00	
1-5126	Clerical Salaries	\$51,895.00	\$54,199.00	\$54,958.00	\$56,057.00	\$56,057.00	
1-5132	Permanent Fire Salaries	\$1,281,238.56	\$1,372,821.00	\$1,475,184.00	\$1,511,645.00	\$1,553,921.00	
1-5134	Call Fire Salaries	\$20,000.00	\$6,000.00	\$12,610.00	\$20,000.00	\$12,500.00	
	TOTAL PERSONAL SERVICES	\$1,463,114.56	\$1,544,986.00	\$1,656,958.00	\$1,703,746.00	\$1,738,522.00	\$1,738,522.00

JUNE 30, 2018

DRAFT

TOWN OF EAST BRIDGEWATER
FISCAL 2019 BUDGET WORKSHEET
ARTICLE # 4

NT /B	ACCOUNT NAME	Line Items					Totals	
		Total 2016 Budget	Total 2017 Budget	Total 2018 Budget	Fiscal 2019 Dept. Request	Recommended by Finance Comm. 2019	Voted By Town Meeting 2019	
	FIRE DEPARTMENT (CONTINUED)							
0	FIRE DEPARTMENT ADDITIONAL COMP.							
		\$80,800.00	\$91,785.00	\$96,010.00	\$98,764.00	\$99,407.00		
137	Addl Comp - Shift Differential	\$162,170.00	\$146,028.00	\$157,176.00	\$158,557.00	\$157,855.00		
139	Addl Comp - Cover Vacation	\$22,000.00	\$47,400.00	\$32,436.00	\$61,095.00	\$30,000.00		
140	Addl Comp - Cover Sick	\$98,250.00	\$94,814.00	\$105,290.00	\$109,104.00	\$108,500.00		
141	Addl Comp - Holiday Pay	\$14,000.00	\$32,764.00	\$20,136.00	\$39,845.00	\$3,000.00		
143	Addl Comp - EMT School Cover	\$0.00	\$0.00	\$0.00	\$0.00	\$0.00		
144	Addl Comp - Military	\$24,817.00	\$25,200.00	\$15,112.00	\$27,050.00	\$13,225.00		
145	Addl Comp - Cover Personal Days	\$131,289.44	\$150,000.00	\$125,000.00	\$135,650.00	\$125,000.00		
146	Addl Comp - Call Back	\$2,000.00	\$2,000.00	\$2,000.00	\$2,000.00	\$2,000.00		
147	Addl Comp - Cover OJI	\$2,000.00	\$27,205.00	\$29,404.00	\$28,636.00	\$32,222.00		
5162	Longevity Pay	\$48,575.40	\$23,262.00	\$14,268.00	\$10,755.00	\$12,927.00		
5163	Sick Leave Buy Back Pay	\$9,644.00	\$7,822.00	\$4,680.00	\$2,232.00	\$2,232.00		
5164	Vacation Buy Back Pay	\$41,966.17	\$19,000.00	\$23,000.00	\$23,000.00	\$23,100.00		
5148	Addl Comp - Other							
	TOTAL ADDITIONAL COMPENSATION	\$636,237.01	\$667,280.00	\$624,512.00	\$696,688.00	\$609,468.00	\$609,468.00	
20	FIRE DEPARTMENT GENERAL EXP.							
		\$19,000.00	\$25,400.00	\$29,880.00	\$43,204.00	\$30,000.00		
5192	Training and Education	\$20,800.00	\$21,000.00	\$21,400.00	\$21,400.00	\$21,400.00		
5193	Clothing Allowance	\$0.00	\$0.00	\$0.00	\$0.00	\$0.00		
5211	Electricity	\$0.00	\$0.00	\$0.00	\$0.00	\$0.00		
5241	Maintenance - Bldgs & Grounds	\$29,000.00	\$29,000.00	\$28,000.00	\$30,000.00	\$28,000.00		
5243	Repairs & Maint - Equipment	\$8,000.00	\$25,850.00	\$10,600.00	\$10,600.00	\$10,600.00		
5246	Repairs & Maint - Computer Equip.	\$8,000.00	\$6,000.00	\$6,000.00	\$6,000.00	\$6,000.00		
5248	Repairs & Maint - Communication Equip.	\$4,000.00	\$4,000.00	\$4,250.00	\$5,610.00	\$5,610.00		
5340	Telephone	\$0.00	\$0.00	\$0.00	\$0.00	\$0.00		
5411	Heating Oil / Gas	\$2,500.00	\$2,500.00	\$2,000.00	\$2,800.00	\$2,000.00		
5420	Supplies - Office	\$1,200.00	\$1,200.00	\$500.00	\$500.00	\$500.00		
5423	Supplies - Copier	\$15,000.00	\$17,750.00	\$10,000.00	\$10,000.00	\$10,000.00		
5585	Supplies - Fire Safety Equip.	\$2,500.00	\$2,500.00	\$2,500.00	\$3,500.00	\$3,500.00		
5731	Dues / Memberships / Conferences	\$3,400.00	\$8,300.00	\$5,542.00	\$5,542.00	\$5,542.00		
5790	Other Charges & Expenses							
	TOTAL GENERAL EXPENSES	\$113,400.00	\$143,500.00	\$120,672.00	\$139,156.00	\$123,152.00	\$123,152.00	
231	AMBULANCE OPERATION							
		\$13,000.00	\$18,100.00	\$12,000.00	\$13,000.00	\$12,000.00		
0-5243	Equipment Repair and Maintenance	\$31,000.00	\$34,000.00	\$33,500.00	\$34,000.00	\$34,000.00		
0-5305	Billing Service	\$9,100.00	\$6,705.00	\$9,750.00	\$9,750.00	\$9,750.00		
0-5420	Office Supplies	\$22,000.00	\$21,000.00	\$19,500.00	\$21,000.00	\$20,000.00		
0-5502	Ambulance Supplies							
	TOTAL AMBULANCE OPERATION	\$75,100.00	\$79,805.00	\$74,750.00	\$77,750.00	\$75,750.00	\$75,750.00	
	TOTAL FIRE DEPARTMENT	\$2,287,851.57	\$2,435,571.00	\$2,476,892.00	\$2,617,340.00	\$2,546,892.00	\$2,546,892.00	

TOWN OF EAST BRIDGEWATER
FISCAL 2019 BUDGET WORKSHEET
ARTICLE # 4

.CCNT UUMB	ACCOUNT NAME	Total 2016 Budget	Total 2017 Budget	Total 2018 Budget	Fiscal 2019 Dept. Request	Line Items Recommended by Finance Comm. 2019	Totals Voted By Town Meeting 2019
	BUILDING INSPECTION						
-241	BUILDING INSPECTION PERSONAL SERV.						
0-5121	Inspector Salaries	\$73,000.00	\$75,190.00	\$76,693.80	\$77,844.21	\$77,844.21	
0-5122	Assistant Inspector Salary	\$9,000.00	\$6,000.00	\$6,120.00	\$4,211.80	\$4,211.80	
0-5162	Longevity Pay	\$3,925.00	\$0.00	\$0.00	\$0.00	\$0.00	
1-5163	Sick Leave Buy Back Pay	\$14,950.00	\$0.00	\$0.00	\$0.00	\$0.00	
	TOTAL PERSONAL SERVICES	\$100,875.00	\$81,190.00	\$82,813.80	\$82,056.01	\$82,056.01	\$82,056.01
-241	BUILDING INSPECTION GENERAL EXP.						
0-5420	Supplies - Office	\$1,700.00	\$1,750.00	\$1,785.00	\$1,811.78	\$1,811.78	
0-5710	In - State Travel/Mileage	\$0.00	\$0.00	\$0.00	\$0.00	\$0.00	
0-5790	Other Charges & Expenses	\$6,766.00	\$14,235.00	\$14,519.70	\$13,405.40	\$13,405.40	
	TOTAL GENERAL EXPENSE	\$8,466.00	\$15,985.00	\$16,304.70	\$15,217.18	\$15,217.18	\$15,217.18
	TOTAL BUILDING INSPECTOR	\$109,341.00	\$97,175.00	\$99,118.50	\$97,273.19	\$97,273.19	\$97,273.19
		=====	=====	=====	=====	=====	=====
	GAS & PLUMBING INSPECTOR						
242	GAS & PLUMBING PERSONAL SERVICES						
1-5121	Inspector Salaries	\$16,652.00	\$17,325.00	\$17,671.50	\$17,936.57	\$17,936.57	
1-5122	Assistant Inspector Salary	\$1,157.00	\$1,204.00	\$1,228.08	\$1,246.50	\$1,246.50	
	TOTAL PERSONAL SERVICES	\$17,809.00	\$18,529.00	\$18,899.58	\$19,183.07	\$19,183.07	\$19,183.07
242	GAS & PLUMBING GENERAL EXPENSES						
-5420	Supplies - Office	\$317.00	\$327.00	\$333.54	\$338.54	\$338.54	
-5710	In - State Travel/Mileage	\$1,839.00	\$1,913.00	\$1,951.26	\$1,980.53	\$1,980.53	
	TOTAL GENERAL EXPENSES	\$2,156.00	\$2,240.00	\$2,284.80	\$2,319.07	\$2,319.07	\$2,319.07
	TOTAL GAS & PLUMBING INSPECTOR	\$19,965.00	\$20,769.00	\$21,184.38	\$21,502.14	\$21,502.14	\$21,502.14
		=====	=====	=====	=====	=====	=====

JUNE 30, 2018

TOWN OF EAST BRIDGEWATER
FISCAL 2019 BUDGET WORKSHEET
ARTICLE # 4

NT B	ACCOUNT NAME	Total 2016 Budget	Total 2017 Budget	Total 2018 Budget	Fiscal 2019 Dept. Request	Line Items Recommended by Finance Comm. 2019	Totals Voted By Town Meeting 2019
	WIRING INSPECTOR						
	WIRING INSPECTOR PERSONAL SERV.						
	Inspector Salaries	\$16,652.00	\$17,325.00	\$17,671.50	\$17,936.57	\$17,936.57	
21	Assistant Inspector Salary	\$1,157.00	\$1,204.00	\$1,228.08	\$1,246.50	\$1,246.50	
22							
	TOTAL PERSONAL SERVICES	\$17,809.00	\$18,529.00	\$18,899.58	\$19,183.07	\$19,183.07	\$19,183.07
	WIRING INSPECTOR GENERAL EXPENSES						
5	Supplies - Office	\$317.00	\$327.00	\$333.54	\$338.54	\$338.54	
420	In - State Travel/Mileage	\$1,839.00	\$1,913.00	\$1,951.26	\$1,980.53	\$1,980.53	
710							
	TOTAL GENERAL EXPENSES	\$2,156.00	\$2,240.00	\$2,284.80	\$2,319.07	\$2,319.07	\$2,319.07
	TOTAL WIRING INSPECTOR	\$19,965.00	\$20,769.00	\$21,184.38	\$21,502.14	\$21,502.14	\$21,502.14
	SEALER OF WTS / MEAS.						
	SEALER OF WTS/MEAS. PERSONAL SERV.						
.6	Inspector Salaries	\$3,200.00	\$3,296.00	\$3,365.00	\$3,433.00	\$3,433.00	\$3,433.00
121							
	SEALER OF WTS/MEAS. GENERAL EXP.						
16	Supplies - Departmental	\$485.00	\$500.00	\$500.00	\$500.00	\$500.00	
5421	In - State Travel/Mileage	\$268.00	\$275.00	\$300.00	\$300.00	\$300.00	
5710							
	TOTAL GENERAL EXPENSES	\$753.00	\$775.00	\$800.00	\$800.00	\$800.00	\$800.00
	TOTAL SEALER OF WTS / MEAS.	\$3,953.00	\$4,071.00	\$4,165.00	\$4,233.00	\$4,233.00	\$4,233.00
	CIVIL DEFENSE						
	CIVIL DEFENSE PERSONAL SERV.						
.91	SRREPC Treas Stipend	\$0.00	\$500.00	\$0.00	\$500.00	\$500.00	\$500.00
5153							
	CIVIL DEFENSE GENERAL EXP.						
91	Other Charges & Expenses	\$5,500.00	\$4,500.00	\$5,100.00	\$9,500.00	\$9,500.00	\$9,500.00
5790							
	TOTAL CIVIL DEFENSE	\$5,500.00	\$5,000.00	\$5,100.00	\$10,000.00	\$10,000.00	\$10,000.00
	DOG OFFICER						
	DOG OFFICER PERSONAL SERVICES						
292	Dept Head Salaries	\$15,116.00	\$18,248.00	\$19,013.00	\$19,394.00	\$19,394.00	
1-5117	Assistant Dog Officer	\$0.00	\$0.00	\$0.00	\$0.00	\$0.00	
1-5183							
	TOTAL PERSONAL SERVICES	\$15,116.00	\$18,248.00	\$19,013.00	\$19,394.00	\$19,394.00	\$19,394.00

TOWN OF EAST BRIDGEWATER
FISCAL 2019 BUDGET WORKSHEET
ARTICLE # 4

LCNT	UMB	ACCOUNT NAME	Total 2016 Budget	Total 2017 Budget	Total 2018 Budget	Fiscal 2019 Dept. Request	Line Items Recommended by Finance Comm. 2019	Totals Voted By Town Meeting 2019
		DOG OFFICER (CONTINUED)						
292		DOG OFFICER GENERAL EXPENSE						
-5421		Supplies - Departmental	\$5,000.00	\$5,150.00	\$2,160.00	\$2,160.00	\$2,160.00	
-5340		Telephone	\$200.00	\$206.00	\$0.00	\$0.00	\$0.00	
		TOTAL EXPENSE	\$5,200.00	\$5,356.00	\$2,160.00	\$2,160.00	\$2,160.00	\$2,160.00
		TOTAL DOG OFFICER	\$20,316.00	\$23,604.00	\$21,173.00	\$21,554.00	\$21,554.00	\$21,554.00
			=====	=====	=====	=====	=====	=====
43		FIELD DRIVER						
-5303		Professional Serv - Consulting	\$100.00	\$100.00	\$100.00	\$100.00	\$100.00	\$100.00
			=====	=====	=====	=====	=====	=====
44		FENCE VIEWER						
5303		Professional Serv - Consulting	\$25.00	\$25.00	\$25.00	\$25.00	\$25.00	\$25.00
			=====	=====	=====	=====	=====	=====
		DEPARTMENT OF TREE AND LAND MANAGEMENT						
94		OTHER EXPENSES						
5430		Supplies - Seed, Fertilizer, Etc	\$5,000.00	\$5,000.00	\$5,000.00	\$5,000.00	\$5,000.00	\$5,000.00
94		CARE OF COMMON EXP						
5241		Maintenance - Bldgs & Grounds	\$3,000.00	\$3,000.00	\$3,000.00	\$3,000.00	\$3,000.00	\$3,000.00
94		CARE OF PUBLIC GROUNDS EXP						
5241		Maintenance - Bldgs & Grounds	\$50,000.00	\$50,000.00	\$52,000.00	\$52,000.00	\$52,000.00	\$52,000.00
		TOTAL TREE DEPARTMENT	\$58,000.00	\$58,000.00	\$60,000.00	\$60,000.00	\$60,000.00	\$60,000.00
			=====	=====	=====	=====	=====	=====
		TOTAL PUBLIC SAFETY	\$4,954,435.40	\$5,111,036.00	\$5,203,814.26	\$5,432,267.59	\$5,361,819.59	\$5,361,819.59
			=====	=====	=====	=====	=====	=====

JUNE 30, 2018

TOWN OF EAST BRIDGEWATER
FISCAL 2019 BUDGET WORKSHEET
ARTICLE # 4

NT TB	ACCOUNT NAME	Total 2016 Budget	Total 2017 Budget	Total 2018 Budget	Fiscal 2019 Dept. Request	Line Items Recommended by Finance Comm. 2019	Totals Voted By Town Meeting 2019
1	SCHOOL DEPARTMENT						
1001	School Committee - Personal Services	\$4,000.00	\$4,000.00	\$4,000.00	\$4,000.00	\$4,000.00	\$4,000.00
1002	School Committee - General Expenses	\$8,075.00	\$10,000.00	\$12,000.00	\$12,000.00	\$12,000.00	\$12,000.00
2001	Superintendent's Office - Personal Services	\$329,250.00	\$369,200.00	\$376,450.00	\$388,098.00	\$388,098.00	\$388,098.00
2002	Superintendent's Office - General Expenses	\$15,475.00	\$31,475.00	\$31,500.00	\$38,500.00	\$38,500.00	\$38,500.00
4001	Finance & Admin - Personal Services	\$96,200.00	\$200,246.00	\$156,351.00	\$159,498.00	\$159,498.00	\$159,498.00
4002	Finance & Admin - General Expenses	\$32,045.00	\$30,750.00	\$37,500.00	\$44,000.00	\$44,000.00	\$44,000.00
4202	Human Resources Advertising	\$0.00	\$0.00	\$0.00	\$0.00	\$0.00	\$0.00
4501	District-Wide Info MGT. - Personal Services	\$171,050.00	\$71,406.00	\$43,299.00	\$83,958.00	\$83,958.00	\$83,958.00
4502	District-Wide Info MGT. - General Expense	\$91,678.00	\$71,500.00	\$63,300.00	\$114,000.00	\$114,000.00	\$114,000.00
1001	District-Wide Acad. Leadership - Personal Services	\$228,025.00	\$309,050.00	\$410,398.00	\$421,333.00	\$421,333.00	\$421,333.00
1002	District-Wide Acad. Leadership - General Expense	\$7,422.60	\$5,250.00	\$5,750.00	\$6,000.00	\$6,000.00	\$6,000.00
2001	School Building Lead - Personal Services	\$1,010,850.00	\$973,178.00	\$1,005,245.00	\$1,046,326.00	\$1,046,326.00	\$1,046,326.00
2002	School Building Lead - General Expense	\$52,143.00	\$53,530.00	\$70,280.00	\$52,187.00	\$52,187.00	\$52,187.00
2502	Building Tech. - General Expense	\$0.00	\$0.00	\$0.00	\$0.00	\$0.00	\$0.00
3001	Instructional - Personal Services	\$9,343,758.05	\$10,326,284.00	\$11,642,194.00	\$11,936,081.00	\$11,936,081.00	\$11,936,081.00
3002	Instructional - General Expense	\$0.00	\$0.00	\$0.00	\$0.00	\$0.00	\$0.00
3101	Teacher Specialists - Personal Services	\$161,767.95	\$0.00	\$0.00	\$0.00	\$0.00	\$0.00
3201	Med/Therap Svcs	\$445,896.00	\$674,277.00	\$441,883.00	\$459,259.00	\$459,259.00	\$459,259.00
3301	Teaching Assistants - Personal Services	\$0.00	\$0.00	\$0.00	\$0.00	\$0.00	\$0.00
3501	Prof Development - Personal Services	\$0.00	\$0.00	\$0.00	\$0.00	\$0.00	\$0.00
3502	Prof Development - General Expenses	\$11,400.00	\$40,000.00	\$31,050.00	\$31,050.00	\$31,050.00	\$31,050.00
2400	Instructional Materials/Equip.	\$41,640.00	\$48,788.00	\$59,388.00	\$44,800.00	\$44,800.00	\$44,800.00
2410	Textbooks/Software/Media/Materials	\$111,296.00	\$0.00	\$0.00	\$0.00	\$0.00	\$0.00
2415	Other Instructional Materials	\$0.00	\$119,690.00	\$45,200.00	\$63,899.00	\$63,899.00	\$63,899.00
2420	Instructional Equipment	\$5,700.00	\$24,100.00	\$25,100.00	\$27,500.00	\$27,500.00	\$27,500.00
2430	General Supplies	\$73,009.00	\$73,025.00	\$64,150.00	\$69,150.00	\$69,150.00	\$69,150.00
2440	Other Instructional Services	\$59,940.00	\$48,500.00	\$38,500.00	\$52,670.00	\$52,670.00	\$52,670.00
2451	Class Room Inst. Tech.	\$21,735.00	\$43,950.98	\$43,951.00	\$76,905.00	\$76,905.00	\$76,905.00
2453	Other Instructional Hardware	\$0.00	\$0.00	\$0.00	\$0.00	\$0.00	\$0.00
2455	Instructional Software	\$29,330.00	\$22,164.02	\$64,131.00	\$18,900.00	\$18,900.00	\$18,900.00
2500	Library - Personal Services	\$128,177.00	\$140,356.00	\$146,000.00	\$149,500.00	\$149,500.00	\$149,500.00
2502	Library - General Expense	\$14,270.00	\$11,500.00	\$11,500.00	\$16,500.00	\$16,500.00	\$16,500.00
2600	Audio Visual	\$0.00	\$0.00	\$0.00	\$0.00	\$0.00	\$0.00
2700	Guidance - Personal Services	\$439,345.00	\$544,288.00	\$603,965.00	\$673,526.00	\$673,526.00	\$673,526.00
2702	Guidance - General Expense	\$4,221.00	\$3,350.00	\$3,350.00	\$2,150.00	\$2,150.00	\$2,150.00
2720	Testing And Assessment	\$19,867.00	\$20,200.00	\$20,950.00	\$28,145.00	\$28,145.00	\$28,145.00
2800	Psychological Services - Personal Services	\$178,333.00	\$416,500.00	\$432,000.00	\$410,473.00	\$410,473.00	\$410,473.00
2802	Psychological Services - General Expenses	\$43,595.00	\$43,500.00	\$30,000.00	\$40,000.00	\$40,000.00	\$40,000.00
3201	Health Services - Personal Services	\$160,821.00	\$190,885.00	\$222,688.00	\$224,548.00	\$224,548.00	\$224,548.00
3202	Health Services - General Expense	\$179,040.00	\$155,950.00	\$230,950.00	\$211,500.00	\$211,500.00	\$211,500.00
3301	Transportation - Personal Services	\$0.00	\$0.00	\$0.00	\$0.00	\$0.00	\$0.00
3302	Transportation - General Expenses	\$0.00	\$0.00	\$0.00	\$0.00	\$0.00	\$0.00
3400	School Lunch	\$448,427.39	\$418,500.00	\$432,467.00	\$539,000.00	\$539,000.00	\$539,000.00
3500	Middle School Advisors - Personal Services	\$26,400.00	\$18,000.00	\$0.00	\$17,594.00	\$17,594.00	\$17,594.00
35001	High School Advisors - Personal Services	\$6,285.00	\$3,492.00	\$3,492.00	\$3,562.00	\$3,562.00	\$3,562.00
35001	Student Activities - Personal Services	\$38,510.00	\$71,400.00	\$76,699.00	\$78,233.00	\$78,233.00	\$78,233.00
35001	Student Activities - Personal Services	\$0.00	\$0.00	\$0.00	\$0.00	\$0.00	\$0.00

TOWN OF EAST BRIDGEWATER
FISCAL 2019 BUDGET WORKSHEET
ARTICLE # 4

CCNT UMB	ACCOUNT NAME	Total 2016 Budget	Total 2017 Budget	Total 2018 Budget	Fiscal 2019 Dept. Request	Line Items Recommended by Finance Comm. 2019	Totals Voted By Town Meeting 2019
SCHOOL DEPARTMENT (CONTINUED)							
35002	Student Activities - General Expenses	\$2,000.00	\$2,000.00	\$0.00	\$0.00	\$0.00	
35001	Athletics - Personal Services	\$145,580.00	\$217,500.00	\$252,349.00	\$266,984.00	\$266,984.00	
35002	Athletics - General Expenses	\$110,250.00	\$94,000.00	\$77,500.00	\$82,500.00	\$82,500.00	
35001	Music Activities - Personal Services	\$0.00	\$0.00	\$0.00	\$0.00	\$0.00	
35002	Music Activities - General Expenses	\$4,900.00	\$4,900.00	\$5,990.00	\$0.00	\$0.00	
36001	School Security - Personal Services	\$14,960.00	\$17,280.00	\$17,625.00	\$17,993.00	\$17,993.00	
36002	School Security - General Expense	\$5,700.00	\$48,420.00	\$0.00	\$11,050.00	\$11,050.00	
41101	Custodial Services - Personal Services	\$548,875.00	\$671,873.00	\$675,236.00	\$695,244.00	\$695,244.00	
41102	Custodial Services - General Expenses	\$94,000.00	\$0.00	\$0.00	\$0.00	\$0.00	
41200	Heating	\$0.00	\$0.00	\$0.00	\$0.00	\$0.00	
41300	Utilities	\$34,073.00	\$37,540.00	\$37,540.00	\$67,368.00	\$67,368.00	
42102	Maint Of Grounds - General Expenses	\$46,211.00	\$0.00	\$0.00	\$0.00	\$0.00	
42201	Maint Of Buildings - Personal Services	\$0.00	\$61,239.00	\$60,998.00	\$62,193.00	\$62,193.00	
42202	Maint Of Buildings - General Expenses	\$0.00	\$0.00	\$0.00	\$0.00	\$0.00	
42300	Maint Of Equipment	\$29,875.00	\$27,400.00	\$21,800.00	\$26,465.00	\$26,465.00	
44000	Network & Telecommunications	\$10,000.00	\$10,000.00	\$10,000.00	\$31,600.00	\$31,600.00	
44502	Technology Maintenance	\$0.00	\$0.00	\$0.00	\$0.00	\$0.00	
51001	Employee Retirement	\$152,743.00	\$19,063.00	\$30,097.00	\$30,699.00	\$30,699.00	
52002	Insurance Programs	\$8,290.00	\$7,000.00	\$7,000.00	\$6,500.00	\$6,500.00	
53002	Rent/Lease Equipment	\$12,960.00	\$12,960.00	\$20,928.00	\$26,493.00	\$26,493.00	
54001	Food Service	\$0.00	\$0.00	\$0.00	\$0.00	\$0.00	
62000	Community Activities	\$2,250.00	\$2,000.00	\$0.00	\$0.00	\$0.00	
74000	Replacement of Equipment	\$3,800.00	\$3,000.00	\$3,300.00	\$20,965.00	\$20,965.00	
91000	Tuitions - Public Programs	\$959,180.00	\$870,000.00	\$581,927.00	\$618,187.00	\$618,187.00	
93000	Tuitions - Non - Public Programs	\$967,169.00	\$945,430.00	\$667,871.00	\$511,327.00	\$511,327.00	
94001	Tuitions - Collaborative Programs	\$0.00	\$0.00	\$48,000.00	\$75,011.00	\$75,011.00	
94000	Tuitions - Collaborative Programs	\$457,100.00	\$285,500.00	\$337,505.00	\$224,777.00	\$224,777.00	
TOTAL SCHOOL DEPARTMENT		\$17,648,892.99	\$18,925,390.00	\$19,741,347.00	\$20,320,201.00	\$20,189,523.00	\$20,189,523.00
04	SCHOOL BUSING						
5330	Pupil Transportation	\$1,000,000.00	\$943,330.00	\$943,330.00	\$943,000.00	\$936,000.00	\$936,000.00
05	REGIONAL VOC H.S.						
5690	Reg/Voc Hs Assessment	\$860,310.00	\$777,445.00	\$677,488.00	\$751,166.00	\$751,166.00	\$751,166.00
TOTAL EDUCATION		\$19,509,202.99	\$20,646,165.00	\$21,362,165.00	\$22,014,367.00	\$21,876,689.00	\$21,876,689.00

TOWN OF EAST BRIDGEWATER
FISCAL 2019 BUDGET WORKSHEET
ARTICLE # 4

CCNT	UMB	ACCOUNT NAME	Total 2016 Budget	Total 2017 Budget	Total 2018 Budget	Fiscal 2019 Dept. Request	Line Items Recommended by Finance Comm. 2019	Totals Voted By Town Meeting 2019
424		STREET LIGHTING/TRAFFIC						
5212		Electricity -Street Lighting	\$0.00	\$6,500.00	\$8,600.00	\$8,600.00	\$8,600.00	
5213		Traffic Signals	\$13,000.00	\$6,800.00	\$5,000.00	\$5,000.00	\$5,000.00	
		TOTAL DPW OTHER	\$13,000.00	\$13,300.00	\$13,600.00	\$13,600.00	\$13,600.00	\$13,600.00
		FLEET MAINTENANCE DIVISION						
425		FLEET MAINTENANCE DIVISION PERSONAL SERV.						
5149		Labor Payroll	\$86,201.11	\$109,167.80	\$114,508.88	\$118,262.56	\$118,262.56	
5150		Labor Overtime Payroll	\$1,000.00	\$1,000.00	\$1,000.00	\$1,000.00	\$1,000.00	
5162		Longevity Pay	\$1,300.00	\$600.00	\$950.00	\$1,550.00	\$1,550.00	
5163		Sick Leave Buy Back Pay	\$0.00	\$0.00	\$0.00	\$0.00	\$0.00	
5164		Vacation Buy Back Pay	\$0.00	\$0.00	\$0.00	\$0.00	\$0.00	
5165		License Payments	\$5,000.00	\$4,400.00	\$4,150.00	\$4,150.00	\$4,150.00	
5186		Sick Leave Utilization	\$0.00	\$0.00	\$0.00	\$0.00	\$0.00	
		TOTAL PERSONAL SERVICES	\$93,501.11	\$115,167.80	\$120,608.88	\$124,962.56	\$124,962.56	\$124,962.56
425		FLEET MAINTENANCE GENERAL EXP.						
5190		Boot Reimbursement	\$400.00	\$400.00	\$0.00	\$0.00	\$0.00	
5211		Electricity	\$0.00	\$0.00	\$0.00	\$0.00	\$0.00	
5241		Maintenance - Bldgs & Grounds	\$0.00	\$0.00	\$0.00	\$0.00	\$0.00	
5243		Repairs & Maint - Equipment	\$52,000.00	\$47,200.00	\$58,801.03	\$59,500.00	\$59,500.00	
5411		Heating Oil / Gas	\$0.00	\$0.00	\$0.00	\$0.00	\$0.00	
		TOTAL GENERAL EXPENSES	\$52,400.00	\$47,600.00	\$58,801.03	\$59,500.00	\$59,500.00	\$59,500.00
		TOTAL FLEET MAINTENANCE	\$145,901.11	\$162,767.80	\$179,409.91	\$184,462.56	\$184,462.56	\$184,462.56
		DISPOSAL AREA						
33		DISPOSAL AREA EXPENSE						
5309		Professional Serv - Engineering & Architectural	\$31,523.00	\$31,000.00	\$31,000.00	\$30,000.00	\$30,000.00	
		TOTAL EXPENSE	\$31,523.00	\$31,000.00	\$31,000.00	\$30,000.00	\$30,000.00	\$30,000.00
		TOTAL DISPOSAL AREA	\$31,523.00	\$31,000.00	\$31,000.00	\$30,000.00	\$30,000.00	\$30,000.00

JUNE 30, 2018

RAFT

TOWN OF EAST BRIDGEWATER
FISCAL 2019 BUDGET WORKSHEET
ARTICLE # 4

NT B	ACCOUNT NAME						Line Items Recommended by Finance Comm. 2019	Totals Voted By Town Meeting 2019
		Total 2016 Budget	Total 2017 Budget	Total 2018 Budget	Fiscal 2019 Dept. Request			
	WATER DEPARTMENT							
	WATER DEPARTMENT PERSONAL SERV.							
		\$155,163.84	\$157,826.24	\$159,641.56	\$162,404.71		\$162,404.71	
17	Department Head Salaries	\$63,629.35	\$66,154.40	\$85,221.76	\$89,373.63		\$89,373.63	
26	Clerical Salaries	\$316,707.66	\$308,600.00	\$302,243.34	\$309,521.54		\$309,521.54	
49	Labor Payroll	\$50,000.00	\$65,000.00	\$65,000.00	\$65,000.00		\$65,000.00	
50	Labor Overtime Payroll	\$5,500.00	\$4,550.00	\$4,550.00	\$4,550.00		\$4,550.00	
62	Longevity Pay	\$6,581.25	\$7,500.45	\$8,451.60	\$7,836.45		\$7,836.45	
63	Sick Leave Buy Back Pay	\$8,668.51	\$7,248.88	\$10,047.86	\$8,107.81		\$8,107.81	
64	Vacation Buy Back Pay	\$22,900.00	\$21,110.00	\$20,565.00	\$21,825.00		\$21,825.00	
65	License Payments	\$1,850.00	\$1,850.00	\$0.00	\$0.00		\$0.00	
66	Sick Leave Utilization							
		\$631,000.61	\$639,839.97	\$655,721.12	\$668,619.14		\$668,619.14	\$668,619.14
	TOTAL PERSONAL SERVICES							
	WATER DEPARTMENT GENERAL EXP.							
		\$10,000.00	\$7,500.00	\$7,500.00	\$7,500.00		\$7,500.00	
169	Off - Duty Details	\$900.00	\$1,200.00	\$0.00	\$0.00		\$0.00	
190	Boot Reimbursement	\$105,000.00	\$175,000.00	\$0.00	\$0.00		\$0.00	
211	Electricity	\$15,000.00	\$15,000.00	\$15,000.00	\$15,000.00		\$15,000.00	
242	Repairs & Maint - Wells	\$15,000.00	\$25,000.00	\$25,000.00	\$25,000.00		\$25,000.00	
243	Repairs & Maint - Equipment	\$25,000.00	\$20,000.00	\$20,000.00	\$20,000.00		\$20,000.00	
245	Repairs & Maint - Roads	\$0.00	\$0.00	\$0.00	\$0.00		\$0.00	
960	Equipment Lease Payment	\$5,000.00	\$5,000.00	\$6,200.00	\$6,200.00		\$6,200.00	
270	Uniform Rental	\$35,000.00	\$50,000.00	\$0.00	\$0.00		\$0.00	
272	Rentals & Leases - Equipment	\$17,000.00	\$17,000.00	\$17,000.00	\$17,000.00		\$17,000.00	
306	Professional Serv - Financial	\$25,000.00	\$25,000.00	\$25,000.00	\$25,000.00		\$25,000.00	
310	Professional Serv - Testing & Laboratory	\$8,000.00	\$10,000.00	\$10,000.00	\$10,000.00		\$10,000.00	
340	Telephone	\$15,000.00	\$15,000.00	\$15,000.00	\$15,000.00		\$15,000.00	
410	Gasoline/Diesel Fuel	\$20,000.00	\$15,000.00	\$15,000.00	\$15,000.00		\$15,000.00	
411	Heating Oil / Gas	\$6,500.00	\$6,500.00	\$6,500.00	\$6,500.00		\$6,500.00	
420	Supplies - Office	\$40,000.00	\$25,000.00	\$25,000.00	\$25,000.00		\$25,000.00	
421	Supplies - Departmental	\$20,000.00	\$20,000.00	\$20,000.00	\$20,000.00		\$20,000.00	
422	Supplies - Computer	\$0.00	\$0.00	\$0.00	\$0.00		\$0.00	
480	Supplies - Vehicular	\$25,000.00	\$25,000.00	\$25,000.00	\$25,000.00		\$25,000.00	
5550	Supplies - Water Distribution	\$25,000.00	\$17,500.00	\$17,500.00	\$17,500.00		\$17,500.00	
5560	Supplies - Chemicals	\$37,500.00	\$45,000.00	\$45,000.00	\$45,000.00		\$45,000.00	
5790	Other Charges & Expenses							
		\$449,900.00	\$519,700.00	\$294,700.00	\$294,700.00		\$294,700.00	\$294,700.00
	TOTAL GENERAL EXPENSES							

TOWN OF EAST BRIDGEWATER
FISCAL 2019 BUDGET WORKSHEET
ARTICLE # 4

CNT	UMB	ACCOUNT NAME	Total 2016 Budget	Total 2017 Budget	Total 2018 Budget	Fiscal 2019 Dept. Request	Line Items Recommended by Finance Comm. 2019	Totals Voted By Town Meeting 2019
		WATER DEPARTMENT (CONTINUED)						
150		INDIRECT COSTS						
-5720		Indirect Costs	\$0.00	\$0.00	\$0.00	\$0.00	\$0.00	
-5173		Medicare Insurance	\$4,605.69	\$6,147.07	\$4,531.26	\$4,323.12	\$4,323.12	
-5174		Life Insurance	\$286.08	\$321.84	\$286.08	\$243.17	\$243.17	
-5175		Health Insurance	\$62,277.96	\$57,389.72	\$66,696.30	\$67,154.70	\$67,154.70	
-5176		County Retirement	\$94,425.39	\$102,198.07	\$122,761.91	\$124,294.84	\$124,294.84	
-5317		Bond Admin Fees	\$0.00	\$0.00	\$0.00	\$0.00	\$0.00	
-5720		Other Indirect Cost	\$67,099.67	\$65,214.22	\$117,574.97	\$67,264.97	\$67,264.97	
-5211		Electricity	\$0.00	\$0.00	\$173,598.79	\$173,670.81	\$173,670.81	
		TOTAL INDIRECT COSTS	\$228,694.79	\$231,270.92	\$485,449.31	\$436,951.61	\$436,951.61	\$436,951.61
50		SYSTEM UPGRADES						
5790		Other Charges & Expenses	\$175,000.00	\$300,000.00	\$300,000.00	\$300,000.00	\$300,000.00	
		TOTAL SYSTEM UPGRADES	\$175,000.00	\$300,000.00	\$300,000.00	\$300,000.00	\$300,000.00	\$300,000.00
50		DEBT SERVICE PRINCIPAL						
5906		Spring Street Water Main	\$36,000.00	\$38,000.00	\$40,000.00	\$40,000.00	\$40,000.00	
5907		Well # 5 Construction	\$12,300.00	\$11,800.00	\$0.00	\$0.00	\$0.00	
5908		Water Corr. Con. Debt	\$31,700.00	\$31,000.00	\$0.00	\$0.00	\$0.00	
5955		Water Treatment Plant I	\$473,529.00	\$483,096.00	\$492,855.00	\$492,855.00	\$502,812.00	
5978		Water Treatment Plant II-A	\$139,233.06	\$142,045.91	\$144,915.75	\$144,915.75	\$147,843.60	
5979		Water Treatment Plant II-B	\$35,689.84	\$36,410.62	\$37,145.27	\$37,145.27	\$37,895.78	
5983		SCADA System Upgrade	\$0.00	\$10,000.00	\$10,000.00	\$10,000.00	\$10,000.00	
5984		Walnut St. Water Main	\$0.00	\$25,000.00	\$30,000.00	\$30,000.00	\$30,000.00	
59010		South Street Water Main Replacement	\$0.00	\$20,000.00	\$35,000.00	\$35,000.00	\$35,000.00	
		TOTAL DEBT SERVICE PRINCIPAL	\$728,451.90	\$797,352.53	\$789,916.02	\$789,916.02	\$803,551.38	\$803,551.38

TOWN OF EAST BRIDGEWATER FISCAL 2019 BUDGET WORKSHEET ARTICLE # 4							
CNT						Line Items	Totals
UMB	ACCOUNT NAME	Total 2016 Budget	Total 2017 Budget	Total 2018 Budget	Fiscal 2019 Dept. Request	Recommended by Finance Comm. 2019	Voted By Town Meeting 2019
	BOARD OF HEALTH						
10	BOARD OF HEALTH PERSONAL SERVICES						
5113	Commissioners' Salaries	\$2,700.00	\$2,700.00	\$2,700.00	\$2,700.00	\$2,700.00	
5121	Inspector Salaries	\$64,673.70	\$65,972.00	\$67,291.44	\$68,300.82	\$68,300.82	
5124	Public Health Nurse	\$11,150.00	\$11,150.00	\$11,373.00	\$11,373.00	\$11,373.00	
5125	Admin. Support Salaries	\$49,201.06	\$49,697.45	\$51,218.18	\$52,995.75	\$52,995.75	
5162	Longevity Pay	\$625.00	\$625.00	\$675.00	\$675.00	\$675.00	
5163	Sick Leave Buy Back Pay	\$2,319.00	\$2,319.00	\$2,319.00	\$2,319.00	\$2,319.00	
5164	Vacation Buy Back Pay	\$918.62	\$1,120.00	\$974.84	\$1,019.16	\$1,019.16	
	TOTAL PERSONAL SERVICES	\$131,587.38	\$133,583.45	\$136,551.46	\$139,382.73	\$139,382.73	\$139,382.73
10	BOARD OF HEALTH GENERAL EXPENSES						
5309	Professional Serv - Engineering & Architectural	\$1,000.00	\$1,000.00	\$1,000.00	\$1,000.00	\$1,000.00	
5389	Contract V.N.A.	\$10,600.00	\$14,800.00	\$15,096.00	\$15,096.00	\$15,096.00	
5420	Supplies - Office	\$2,100.00	\$2,100.00	\$2,100.00	\$2,100.00	\$2,100.00	
5710	In - State Travel/Mileage	\$2,600.00	\$2,600.00	\$2,600.00	\$2,600.00	\$2,600.00	
5790	Other Charges & Expenses	\$4,110.00	\$3,700.00	\$3,700.00	\$4,000.00	\$4,000.00	
5342	MS4 Investigation & Enforcement	\$0.00	\$25,000.00	\$25,000.00	\$25,000.00	\$25,000.00	
	TOTAL GENERAL EXPENSES	\$20,410.00	\$49,200.00	\$49,496.00	\$49,796.00	\$49,796.00	\$49,796.00
11	SEWER TREATMENT PERSONAL SERVICES						
5133	Treatment Plant Operators	\$0.00	\$0.00	\$0.00	\$25,000.00	\$25,000.00	
	TOTAL PERSONAL SERVICES	\$0.00	\$0.00	\$0.00	\$25,000.00	\$25,000.00	\$25,000.00
11	SEWER TREATMENT GENERAL EXPENSES						
5211	Electricity	\$25,000.00	\$15,000.00	\$15,300.00	\$15,300.00	\$15,300.00	
5243	Repairs & Maint - Equipment	\$10,000.00	\$10,000.00	\$11,000.00	\$15,000.00	\$15,000.00	
5310	Professional Serv - Testing & Laboratory	\$90,000.00	\$90,000.00	\$91,800.00	\$50,000.00	\$50,000.00	
5660	Supplies - Chemicals	\$1,500.00	\$1,500.00	\$1,530.00	\$10,000.00	\$10,000.00	
5790	Other Charges & Expenses	\$25,000.00	\$15,000.00	\$15,300.00	\$20,000.00	\$20,000.00	
	TOTAL GENERAL EXPENSES	\$151,500.00	\$131,500.00	\$134,930.00	\$110,300.00	\$110,300.00	\$110,300.00
9	ANIMAL INSPECTOR PERSONAL SERV.						
5121	Inspector Salaries	\$1,918.00	\$1,950.00	\$2,000.00	\$2,040.00	\$2,040.00	\$2,040.00

JUNE 30, 2018

RAFT

TOWN OF EAST BRIDGEWATER
FISCAL 2019 BUDGET WORKSHEET
ARTICLE # 4

VT B	ACCOUNT NAME	Total 2016 Budget	Total 2017 Budget	Total 2018 Budget	Fiscal 2019 Dept. Request	Line Items Recommended by Finance Comm. 2019	Totals Voted By Town Meeting 2019
	ANIMAL INSPECTOR (CONTINUED)						
	ANIMAL INSPECTOR GENERAL EXPENSE						
82	Disposing of Animals	\$1,500.00	\$1,500.00	\$1,500.00	\$1,500.00	\$1,500.00	
90	Other Charges & Expenses	\$600.00	\$600.00	\$600.00	\$600.00	\$600.00	
	TOTAL EXPENSE	\$2,100.00	\$2,100.00	\$2,100.00	\$2,100.00	\$2,100.00	\$2,100.00
	TOTAL BOARD OF HEALTH	\$307,515.38	\$318,333.45	\$325,077.46	\$328,618.73	\$328,618.73	\$328,618.73
		=====	=====	=====	=====	=====	=====
	SOLID WASTE AND RECYCLING SERVICES						
	SOLID WASTE PERSONAL SERVICES						
3		\$34,954.55	\$36,736.13	\$37,854.59	\$37,774.88	\$37,774.88	
117	Department Head Salaries	\$22,118.48	\$21,589.73	\$22,157.46	\$22,157.72	\$22,157.72	
126	Clerical Salaries	\$5,000.00	\$5,000.00	\$7,500.00	\$7,500.00	\$7,500.00	
149	Labor Payroll						\$67,432.60
	TOTAL PERSONAL SERVICES	\$62,073.03	\$63,325.86	\$67,512.05	\$67,432.60	\$67,432.60	
3	SOLID WASTE GENERAL EXPENSES	\$720,000.00	\$735,000.00	\$735,000.00	\$750,000.00	\$750,000.00	
319	Professional Serv - Solid Waste/Curbiside Recycling	\$2,500.00	\$2,500.00	\$2,500.00	\$0.00	\$0.00	
420	Supplies - Office	\$35,000.00	\$15,000.00	\$5,000.00	\$2,500.00	\$2,500.00	
533	Supplies - Bags & Stickers	\$10,000.00	\$20,000.00	\$10,000.00	\$10,000.00	\$10,000.00	
241	Maintenance - Bldgs & Grounds	\$15,000.00	\$20,000.00	\$20,000.00	\$10,000.00	\$10,000.00	
243	Repairs & Maint - Equipment						\$772,500.00
	TOTAL GENERAL EXPENSES	\$782,500.00	\$792,500.00	\$772,500.00	\$772,500.00	\$772,500.00	
	TOTAL SOLID WASTE AND RECYCLING	\$844,573.03	\$855,825.86	\$840,012.05	\$839,932.60	\$839,932.60	\$839,932.60
		=====	=====	=====	=====	=====	=====
	COUNCIL ON AGING						
	COUNCIL ON AGING PERSONAL SERV.						
41		\$65,314.00	\$66,620.58	\$67,964.13	\$69,323.41	\$69,323.41	
5117	Department Head Salaries	\$82,154.21	\$87,261.70	\$94,304.60	\$100,560.20	\$100,560.20	
5126	Clerical Salaries	\$6,628.60	\$6,628.60	\$7,475.00	\$7,475.00	\$7,475.00	
5149	Labor Payroll	\$625.00	\$625.00	\$625.00	\$625.00	\$625.00	
5162	Longevity Pay	\$2,804.55	\$2,871.75	\$2,941.05	\$2,999.85	\$2,999.85	
5163	Sick Leave Buy Back Pay						\$180,983.46
	TOTAL PERSONAL SERVICES	\$157,526.36	\$164,007.63	\$173,309.78	\$180,983.46	\$180,983.46	

TOWN OF EAST BRIDGEWATER
FISCAL 2019 BUDGET WORKSHEET
ARTICLE # 4

CNT	UMB	ACCOUNT NAME	Total 2016 Budget	Total 2017 Budget	Total 2018 Budget	Fiscal 2019 Dept. Request	Line Items Recommended by Finance Comm. 2019	Totals Voted By Town Meeting 2019
		COUNCIL ON AGING (CONTINUED)						
541		COUNCIL ON AGING GENERAL EXPENSES						
-5192		Training and Education	\$100.00	\$100.00	\$100.00	\$100.00	\$100.00	
-5211		Electricity	\$0.00	\$0.00	\$0.00	\$0.00	\$0.00	
-5340		Telephone	\$4,000.00	\$4,000.00	\$4,080.00	\$4,080.00	\$4,080.00	
-5241		Maintenance - Bldgs & Grounds	\$0.00	\$0.00	\$0.00	\$0.00	\$0.00	
-5341		Postage	\$300.00	\$300.00	\$225.00	\$225.00	\$225.00	
-5411		Heating Oil / Gas	\$0.00	\$0.00	\$0.00	\$0.00	\$0.00	
-5420		Supplies - Office	\$2,000.00	\$2,000.00	\$2,000.00	\$2,000.00	\$2,000.00	
-5710		In - State Travel/Mileage	\$390.00	\$390.00	\$390.00	\$390.00	\$390.00	
-5731		Dues / Membership / Conferences	\$300.00	\$300.00	\$300.00	\$300.00	\$300.00	
-5790		Other Charges & Expenses	\$22.24	\$22.24	\$22.24	\$22.24	\$22.24	
		TOTAL GENERAL EXPENSES	\$7,112.24	\$7,112.24	\$7,117.24	\$7,117.24	\$7,117.24	\$7,117.24
		TOTAL COUNCIL ON AGING	\$164,638.60	\$171,119.87	\$180,427.02	\$188,100.70	\$188,100.70	\$188,100.70
		VETERANS' SERVICES						
43		VETERANS' SERVICES SALARIES						
5117		Veterans' Service Officer	\$48,974.00	\$49,468.36	\$50,458.00	\$54,042.00	\$54,042.00	
5125		Admin. Support Salaries	\$0.00	\$0.00	\$0.00	\$0.00	\$0.00	
5162		Longevity Pay	\$275.00	\$275.00	\$275.00	\$275.00	\$275.00	
5164		Vacation Buy Back Pay	\$0.00	\$0.00	\$0.00	\$970.34	\$970.34	
		TOTAL SALARIES	\$49,249.00	\$49,743.36	\$50,733.00	\$55,287.34	\$55,287.34	\$55,287.34
43		VETERANS' SERVICES EXPENSE						
5420		Supplies - Office	\$708.00	\$708.00	\$708.00	\$708.00	\$708.00	
5422		Supplies - Computer	\$219.00	\$219.00	\$219.00	\$219.00	\$219.00	
5710		In - State Travel/Mileage	\$335.00	\$335.00	\$335.00	\$335.00	\$335.00	
5731		Dues/Membership/Conferences	\$1,844.00	\$1,844.00	\$1,907.00	\$1,907.00	\$1,907.00	
		TOTAL EXPENSE	\$3,106.00	\$3,106.00	\$3,169.00	\$3,169.00	\$3,169.00	\$3,169.00
13		OTHER EXPENSES						
5770		Veterans' Assistance 20XX	\$220,000.00	\$227,200.00	\$230,000.00	\$232,279.00	\$232,279.00	\$232,279.00
		TOTAL VETERANS' SERVICES	\$272,355.00	\$280,049.36	\$283,902.00	\$290,735.34	\$290,735.34	\$290,735.34

JUNE 30, 2018

RAFT

TOWN OF EAST BRIDGEWATER
FISCAL 2019 BUDGET WORKSHEET
ARTICLE # 4

NT IB	ACCOUNT NAME	Total 2016 Budget	Total 2017 Budget	Total 2018 Budget	Fiscal 2019 Dept. Request	Line Items Recommended by Finance Comm. 2019	Totals Voted By Town Meeting 2019
	TOTAL HUMAN SERVICES	\$1,589,082.01	\$1,625,328.54	\$1,629,418.53	\$1,647,387.37	\$1,647,387.37	\$1,647,387.37
	PUBLIC LIBRARY						
	PUBLIC LIBRARY PERSONAL SERVICES						
117	Department Head Salaries	\$68,760.00	\$66,133.00	\$67,125.00	\$68,131.88	\$68,131.88	
158	Custodial Salaries	\$0.00	\$0.00	\$0.00	\$0.00	\$0.00	
160	Librarian Salaries	\$297,130.00	\$309,380.68	\$319,641.95	\$328,902.84	\$328,902.84	
161	School Librarian Salaries	\$0.00	\$0.00	\$0.00	\$0.00	\$0.00	
162	Longevity Pay	\$4,425.00	\$4,650.00	\$5,000.00	\$5,000.00	\$5,000.00	
163	Sick Leave Buy Back Pay	\$0.00	\$0.00	\$0.00	\$0.00	\$0.00	
166	Cover/Sick & Vacation	\$0.00	\$0.00	\$0.00	\$0.00	\$0.00	
	TOTAL PERSONAL SERVICES	\$370,315.00	\$380,163.68	\$391,766.95	\$402,034.72	\$402,034.72	\$402,034.72
	PUBLIC LIBRARY						
10	PUBLIC LIBRARY GENERAL EXPENSES						
3211	Electricity	\$0.00	\$0.00	\$0.00	\$0.00	\$0.00	
3241	Maintenance - Bldgs & Grounds	\$0.00	\$0.00	\$0.00	\$0.00	\$0.00	
3243	Repairs & Maint - Equipment	\$2,000.00	\$1,500.00	\$1,500.00	\$1,500.00	\$1,500.00	
3244	Repairs & Maint - Elevator	\$0.00	\$0.00	\$0.00	\$0.00	\$0.00	
3314	Professional Serv - Computers	\$21,500.00	\$21,000.00	\$21,450.00	\$21,700.00	\$21,700.00	
5411	Heating Oil / Gas	\$0.00	\$0.00	\$0.00	\$0.00	\$0.00	
5420	Supplies - Office	\$5,000.00	\$4,000.00	\$4,080.00	\$4,235.45	\$4,235.45	
XXXX	Professional Services	\$0.00	\$0.00	\$0.00	\$0.00	\$0.00	
XXXX	Copier Machine Expense	\$0.00	\$0.00	\$0.00	\$0.00	\$0.00	
	TOTAL GENERAL EXPENSES	\$28,500.00	\$26,500.00	\$27,030.00	\$27,435.45	\$27,435.45	\$27,435.45
10	OTHER EXPENSES						
5511	Supplies - Books & Periodicals	\$61,000.00	\$66,765.77	\$61,981.09	\$62,910.81	\$62,910.81	\$62,910.81
10	OTHER - SCHOOL						
5511	Supplies - Books & Periodicals	\$0.00	\$0.00	\$0.00	\$0.00	\$0.00	\$0.00
	TOTAL PUBLIC LIBRARY	\$459,815.00	\$473,429.45	\$480,778.04	\$492,380.98	\$492,380.98	\$492,380.98

Totals
Voted By
Town Meeting
2019

COUNTY	ACCOUNT NAME	Total 2016 Budget	Total 2017 Budget	Total 2018 Budget	Fiscal 2019 Dept. Request	Recommended by Finance Comm. 2019	Voted By Town Meeting 2019
650	PARK DEPARTMENT EXPENSE						
-5241	Maintenance - Bldgs & Grounds	\$0.00	\$0.00	\$0.00	\$0.00	\$0.00	\$0.00
691	HISTORICAL COMMISSION						
-5421	Supplies - Departmental	\$1,859.00	\$1,859.00	\$1,859.00	\$1,859.00	\$1,859.00	\$1,859.00
693	ARTS LOTTERY COUNCIL						
-5790	Other Charges & Expenses	\$7,433.00	\$7,433.00	\$7,433.00	\$7,433.00	\$7,433.00	\$7,433.00
	TOTAL CULTURE & RECREATION	\$469,107.00	\$482,721.45	\$490,070.04	\$501,672.98	\$501,672.98	\$501,672.98

TOWN OF EAST BRIDGEWATER
FISCAL 2019 BUDGET WORKSHEET
ARTICLE # 4

NT IB	ACCOUNT NAME	Total 2016 Budget	Total 2017 Budget	Total 2018 Budget	Fiscal 2019 Dept. Request	Line Items Recommended by Finance Comm. 2019	Totals Voted By Town Meeting 2019
	DEBT SERVICE - PRINCIPAL	\$0.00	\$0.00	\$100,000.00	\$100,000.00	\$100,000.00	
303	Temporary Loans	\$130,000.00	\$135,000.00	\$140,000.00	\$150,000.00	\$150,000.00	
304	Sachem Rock Center	\$1,145,000.00	\$1,190,000.00	\$1,235,000.00	\$1,300,000.00	\$1,300,000.00	
305	Jr./Sr. High School	\$922,000.00	\$252,200.00	\$0.00	\$0.00	\$0.00	
309	School Middle School Addition Debt	\$19,000.00	\$0.00	\$0.00	\$0.00	\$0.00	
310	School Central School Door & Window	\$155,000.00	\$160,000.00	\$165,000.00	\$170,000.00	\$170,000.00	
311	Jr/Sr High School Construction	\$10,000.00	\$11,000.00	\$11,000.00	\$11,000.00	\$11,000.00	
912	School Jr./Sr. High School - Balance	\$4,000.00	\$4,000.00	\$5,000.00	\$5,000.00	\$5,000.00	
913	Recreational Facility Improvements	\$5,000.00	\$5,000.00	\$5,000.00	\$5,000.00	\$5,000.00	
914	Town Hall Improvements	\$5,000.00	\$6,000.00	\$6,000.00	\$6,000.00	\$6,000.00	
915	Forge Pond Dam Repairs	\$8,000.00	\$8,000.00	\$8,000.00	\$8,000.00	\$8,000.00	
916	Town Hall Building Improvements	\$13,000.00	\$13,000.00	\$14,000.00	\$14,000.00	\$14,000.00	
917	Bridge Street Reconstruction	\$14,000.00	\$15,000.00	\$16,000.00	\$16,000.00	\$16,000.00	
918	Winter Street Reconstruction	\$15,000.00	\$15,000.00	\$15,000.00	\$15,000.00	\$15,000.00	
921	W.P.A.T. Sewer Study	\$55,000.00	\$55,000.00	\$55,000.00	\$60,000.00	\$60,000.00	
922	W.P.A.T. LandFill Capping	\$23,000.00	\$13,000.00	\$23,000.00	\$3,000.00	\$3,000.00	
924	School High & Central Roof Repair	\$0.00	\$0.00	\$0.00	\$0.00	\$0.00	
925	School High School Track	\$55,000.00	\$55,000.00	\$55,000.00	\$55,000.00	\$55,000.00	
928	Town Bannerman Property	\$5,000.00	\$5,000.00	\$5,000.00	\$5,000.00	\$5,000.00	
929	Road Improvements - Osamequin	\$10,000.00	\$10,000.00	\$10,000.00	\$10,000.00	\$10,000.00	
930	School Reconstruct Gymnasium Floor & Bleachers	\$4,000.00	\$6,000.00	\$4,000.00	\$4,000.00	\$4,000.00	
931	School High & Central School Windows	\$8,000.00	\$16,000.00	\$8,000.00	\$8,000.00	\$8,000.00	
932	School Middle School Roof	\$5,000.00	\$5,000.00	\$5,000.00	\$5,000.00	\$5,000.00	
933	Road Improvements - Village Road	\$10,000.00	\$10,000.00	\$10,000.00	\$10,000.00	\$10,000.00	
934	Road Improvements - Broad Meadow	\$0.00	\$0.00	\$0.00	\$0.00	\$0.00	
936	Resurfacing W. Union Harvard & Highland Street	\$10,000.00	\$10,000.00	\$10,000.00	\$10,000.00	\$10,000.00	
936	Road Improvements - Elm Street	\$5,000.00	\$5,000.00	\$5,000.00	\$20,000.00	\$20,000.00	
937	High School Stage Lights & Curtains	\$5,000.00	\$0.00	\$0.00	\$0.00	\$0.00	
938	Central School Electrical System Upgrade	\$0.00	\$0.00	\$0.00	\$0.00	\$0.00	
945	Mold Removal at High School	\$85,000.00	\$105,000.00	\$0.00	\$0.00	\$0.00	
946	Modular Classrooms (I)	\$20,000.00	\$45,000.00	\$0.00	\$0.00	\$0.00	
947	Modular Classrooms (II)	\$0.00	\$0.00	\$0.00	\$0.00	\$0.00	
948	High School Computer System Upgrades	\$0.00	\$0.00	\$0.00	\$0.00	\$0.00	
949	Departmental Equipment	\$5,000.00	\$0.00	\$0.00	\$0.00	\$0.00	
951	Dump Truck/Snow Plow	\$15,000.00	\$0.00	\$0.00	\$0.00	\$0.00	
952	Police Department Computers/Communications	\$25,000.00	\$0.00	\$0.00	\$0.00	\$0.00	
953	Roads	\$17,735.09	\$18,092.91	\$18,458.73	\$18,831.54	\$18,831.54	
954	Storm Water Study	\$2,500.00	\$2,500.00	\$2,500.00	\$2,500.00	\$2,500.00	
970	Hobart Street Infrastructure (1)	\$5,000.00	\$5,000.00	\$5,000.00	\$5,000.00	\$5,000.00	
971	School Floor & Sprinkler	\$11,750.00	\$11,750.00	\$11,750.00	\$11,750.00	\$11,750.00	
972	School - Various Repairs	\$12,500.00	\$12,500.00	\$12,500.00	\$12,500.00	\$12,500.00	
973	Belmont Street Culvert	\$20,000.00	\$20,000.00	\$20,000.00	\$20,000.00	\$20,000.00	
974	School - IT Upgrades	\$23,250.00	\$23,250.00	\$23,250.00	\$23,250.00	\$23,250.00	
975	Security Cameras	\$35,000.00	\$35,000.00	\$35,000.00	\$35,000.00	\$35,000.00	
976	Fire Truck	\$15,000.00	\$15,000.00	\$15,000.00	\$15,000.00	\$15,000.00	
980	Hobart Street Infrastructure (2)	\$0.00	\$5,000.00	\$5,000.00	\$5,000.00	\$5,000.00	
985	Central School Wheel Chair Lift						

TOWN OF EAST BRIDGEWATER
FISCAL 2019 BUDGET WORKSHEET
ARTICLE # 4

CNT						Line Items	Totals
JMB	ACCOUNT NAME	Total 2016 Budget	Total 2017 Budget	Total 2018 Budget	Fiscal 2019 Dept. Request	Recommended by Finance Comm. 2019	Voted By Town Meeting 2019
	DEBT SERVICE - PRINCIPAL (CONTINUED)						
5986	Middle School Floor Tile Replacement	\$0.00	\$5,000.00	\$5,000.00	\$5,000.00	\$5,000.00	
5987	CS & MS Fuel Tank Removal	\$0.00	\$25,000.00	\$25,000.00	\$25,000.00	\$25,000.00	
5988	Fire Station Improvements	\$0.00	\$5,000.00	\$5,000.00	\$5,000.00	\$5,000.00	
5989	School Computer Hardware/Software	\$0.00	\$50,600.00	\$55,000.00	\$55,000.00	\$55,000.00	
5990	Town Hall/Police Station Phase II Reno	\$0.00	\$12,500.00	\$10,000.00	\$10,000.00	\$10,000.00	
5991	Road Improvements	\$0.00	\$32,000.00	\$35,000.00	\$35,000.00	\$35,000.00	
5992	MS Network System Upgrade	\$0.00	\$12,265.00	\$15,000.00	\$15,000.00	\$15,000.00	
5993	Grade 1&2 Common Core Reading Program	\$0.00	\$18,635.00	\$15,000.00	\$15,000.00	\$15,000.00	
5994	Phase III Town Hall Renovations	\$0.00	\$15,000.00	\$15,000.00	\$15,000.00	\$15,000.00	
5995	Police/Fire Security Communications Upgrade	\$0.00	\$40,000.00	\$40,000.00	\$40,000.00	\$40,000.00	
5996	Road Improvements II	\$0.00	\$30,000.00	\$30,000.00	\$30,000.00	\$30,000.00	
59001	Town-Wide Fuel System Replacement	\$0.00	\$7,100.00	\$5,000.00	\$5,000.00	\$5,000.00	
59002	Cruiser Purchase	\$0.00	\$10,400.00	\$15,000.00	\$15,000.00	\$15,000.00	
59003	Central School Weatherization & Energy Eff	\$0.00	\$7,500.00	\$5,000.00	\$5,000.00	\$5,000.00	
59004	Gazebo Repairs - Town Common	\$0.00	\$5,000.00	\$5,000.00	\$5,000.00	\$5,000.00	
59005	School & Town Security System Repair & Upgrade	\$0.00	\$1,000.00	\$5,000.00	\$5,000.00	\$5,000.00	
59006	Chromebook (Computers) Project - Hardware	\$0.00	\$9,000.00	\$15,000.00	\$15,000.00	\$15,000.00	
59007	Police Dept Interior Renovations	\$0.00	\$5,000.00	\$5,000.00	\$5,000.00	\$5,000.00	
59008	Culvert Repair	\$0.00	\$5,000.00	\$10,000.00	\$10,000.00	\$10,000.00	
59009	Fire Engine Pumper Replacement	\$0.00	\$35,000.00	\$50,000.00	\$50,000.00	\$50,000.00	
59011	Junior/Senior High School Constuction Final	\$0.00	\$0.00	\$34,000.00	\$35,000.00	\$35,000.00	
59012	Road Improvements FY16	\$0.00	\$0.00	\$29,000.00	\$30,000.00	\$30,000.00	
	TOTAL PRINCIPAL ON DEBTS	\$2,932,735.09	\$2,633,292.91	\$2,486,458.73	\$2,568,831.54	\$2,568,831.54	\$2,568,831.54
10	W.P.A.T. DEBT SERVICE - PRINCIPAL						
5920	W.P.A.T. Title V (1)	\$11,100.40	\$11,100.40	\$0.00	\$0.00	\$0.00	
5935	W.P.A.T. Title V (2)	\$10,400.00	\$10,400.00	\$10,400.00	\$10,400.00	\$10,400.00	
5939	W.P.A.T. Title V (3)	\$10,828.73	\$10,828.73	\$10,828.73	\$10,828.73	\$10,828.73	
5940	W.P.A.T. Title V (4)	\$21,053.00	\$21,053.00	\$21,053.00	\$21,053.00	\$21,053.00	
5941	W.P.A.T. Title V (5)	\$20,000.00	\$20,000.00	\$20,000.00	\$20,000.00	\$20,000.00	
5942	W.P.A.T. Title V (6)	\$20,000.00	\$20,000.00	\$20,000.00	\$20,000.00	\$20,000.00	
5944	W.P.A.T. Title V (7)	\$20,000.00	\$20,000.00	\$20,000.00	\$20,000.00	\$20,000.00	
5966	W.P.A.T. Title V (8)	\$20,000.00	\$20,000.00	\$20,000.00	\$20,000.00	\$20,000.00	
5967	W.P.A.T. Title V (9)	\$20,000.00	\$20,000.00	\$20,000.00	\$20,000.00	\$20,000.00	
5977	W.P.A.T. Title V (10)	\$19,746.00	\$19,805.00	\$19,835.00	\$19,865.00	\$19,865.00	
5980	W.P.A.T. Title V (11)	\$20,000.00	\$20,000.00	\$20,000.00	\$20,000.00	\$20,000.00	
5981	W.P.A.T. Title V (12)	\$20,000.00	\$20,000.00	\$20,000.00	\$20,000.00	\$20,000.00	
	TOTAL W.P.A.T. PRINCIPAL ON DEBTS	\$213,128.13	\$213,187.13	\$202,116.73	\$202,146.73	\$202,146.73	\$202,146.73

JUNE 30, 2018

TOWN OF EAST BRIDGEWATER
FISCAL 2019 BUDGET WORKSHEET
ARTICLE # 4

NT B	ACCOUNT NAME	Total 2016 Budget	Total 2017 Budget	Total 2018 Budget	Fiscal 2019 Dept. Request	Line Items Recommended by Finance Comm. 2019	Totals Voted By Town Meeting 2019
	DEBT SERVICE - INTEREST						
		\$6,000.00	\$0.00	\$0.00	\$0.00	\$0.00	\$0.00
99	Interest Created By Abatements	\$156.99	\$0.00	\$0.00	\$0.00	\$0.00	\$0.00
02	Other Permanent Loan Interest	\$65,000.00	\$50,000.00	\$30,000.00	\$30,000.00	\$30,000.00	\$30,000.00
03	Temporary Loan Int	\$135,775.00	\$130,575.00	\$125,175.00	\$118,175.00	\$118,175.00	\$118,175.00
04	Sachem Rock Center	\$1,185,075.00	\$1,139,275.00	\$1,091,675.00	\$1,029,925.00	\$1,029,925.00	\$1,029,925.00
05	School Jr./Sr. High School	\$0.00	\$0.00	\$0.00	\$0.00	\$0.00	\$0.00
06	HS Oil Tank Purchase	\$24,962.00	\$4,413.50	\$0.00	\$0.00	\$0.00	\$0.00
09	School Middle School Addition Debt	\$332.50	\$0.00	\$0.00	\$0.00	\$0.00	\$0.00
10	School Central School Door Debt	\$156,800.00	\$152,075.00	\$146,375.00	\$140,525.00	\$140,525.00	\$140,525.00
11	Jr/Sr High School Construction	\$5,969.00	\$5,759.00	\$5,539.00	\$5,264.00	\$5,264.00	\$5,264.00
12	Sachem Ctr (2)	\$1,175.00	\$1,095.00	\$1,005.00	\$880.00	\$880.00	\$880.00
13	Recreational Facility Improvements	\$2,000.00	\$1,900.00	\$1,800.00	\$1,675.00	\$1,675.00	\$1,675.00
14	Town Hall Improvements	\$3,100.00	\$2,990.00	\$2,870.00	\$2,720.00	\$2,720.00	\$2,720.00
15	Forge Pond Dam Repairs	\$4,350.00	\$4,190.00	\$4,030.00	\$3,830.00	\$3,830.00	\$3,830.00
16	Town Hall Building Improvements	\$4,760.00	\$4,500.00	\$4,230.00	\$3,880.00	\$3,880.00	\$3,880.00
17	Bridge Street Reconstruction	\$5,216.00	\$4,926.00	\$4,616.00	\$4,216.00	\$4,216.00	\$4,216.00
18	Winter Street Reconstruction	\$0.00	\$0.00	\$0.00	\$0.00	\$0.00	\$0.00
12	Fire Dept. 4 Vehicle Debt	\$0.00	\$0.00	\$0.00	\$0.00	\$0.00	\$0.00
18	Leland Farms Purchase	\$3,425.99	\$2,643.48	\$1,805.87	\$1,117.77	\$1,117.77	\$1,117.77
921	W.P.A.T. Sewer Study	\$13,113.08	\$10,244.41	\$7,143.14	\$4,471.10	\$4,471.10	\$4,471.10
922	W.P.A.T. LandFill Capping	\$2,402.50	\$1,592.50	\$725.00	\$75.00	\$75.00	\$75.00
924	School High & Central Roof	\$0.00	\$0.00	\$0.00	\$0.00	\$0.00	\$0.00
925	School High School Track	\$9,212.50	\$6,737.50	\$4,125.00	\$1,375.00	\$1,375.00	\$1,375.00
928	Town Bannerman Property	\$975.00	\$825.00	\$650.00	\$475.00	\$475.00	\$475.00
929	Road Improvements - Osamequin	\$1,675.00	\$1,225.00	\$750.00	\$250.00	\$250.00	\$250.00
930	School Reconstruct Gymnasium Floor	\$760.00	\$535.00	\$300.00	\$100.00	\$100.00	\$100.00
931	School Window Glazing & Painting	\$1,700.00	\$1,160.00	\$600.00	\$200.00	\$200.00	\$200.00
932	School Middle School Roof	\$4,080.00	\$3,930.00	\$3,755.00	\$3,580.00	\$3,580.00	\$3,580.00
933	Road Improvements - Village Road	\$6,087.50	\$5,787.50	\$5,437.50	\$5,087.50	\$5,087.50	\$5,087.50
934	Road Improvements - Broad Meadow	\$6,607.50	\$6,307.50	\$5,957.50	\$5,607.50	\$5,607.50	\$5,607.50
936	Road Improvements - Elm Street	\$1,587.50	\$1,362.50	\$1,125.00	\$500.00	\$500.00	\$500.00
937	School High School Stage Lights & Curtains	\$112.50	\$0.00	\$0.00	\$0.00	\$0.00	\$0.00
938	School Central School Electrical System Upgrade	\$0.00	\$0.00	\$0.00	\$0.00	\$0.00	\$0.00
945	School Mold Removal at High School	\$7,695.00	\$4,252.50	\$0.00	\$0.00	\$0.00	\$0.00
5946	School Modular Classrooms (I)	\$2,632.50	\$1,822.50	\$0.00	\$0.00	\$0.00	\$0.00
5947	School Modular Classrooms (II)	\$0.00	\$0.00	\$0.00	\$0.00	\$0.00	\$0.00
5948	School High School Computer System Upgrades	\$0.00	\$0.00	\$0.00	\$0.00	\$0.00	\$0.00
5949	Departmental Equipment	\$202.50	\$0.00	\$0.00	\$0.00	\$0.00	\$0.00
5951	Dump Truck/Snow Plow	\$607.50	\$0.00	\$0.00	\$0.00	\$0.00	\$0.00
5952	Police Department Computers/Communications	\$1,012.50	\$0.00	\$0.00	\$0.00	\$0.00	\$0.00
5953	Roads	\$5,036.21	\$4,677.93	\$4,312.41	\$3,939.51	\$3,939.51	\$3,939.51
5954	Storm Water Study	\$584.38	\$525.01	\$462.51	\$393.76	\$393.76	\$393.76
5970	Hobart Street Infrastructure	\$1,168.75	\$1,050.00	\$925.00	\$787.50	\$787.50	\$787.50
5971	School Floor & Sprinkler	\$2,896.57	\$2,617.50	\$2,323.75	\$2,000.63	\$2,000.63	\$2,000.63
5972	School - Various Repairs	\$2,921.88	\$2,625.01	\$2,312.51	\$1,968.76	\$1,968.76	\$1,968.76
5973	Belmont Street Culvert	\$1,825.00	\$1,350.00	\$850.00	\$300.00	\$300.00	\$300.00
5974	School - IT Upgrades						

TOWN OF EAST BRIDGEWATER
FISCAL 2019 BUDGET WORKSHEET
ARTICLE # 4

CNT MB	ACCOUNT NAME	Total 2016 Budget	Total 2017 Budget	Total 2018 Budget	Fiscal 2019 Dept. Request	Line Items Recommended by Finance Comm. 2019	Totals Voted By Town Meeting 2019
DEBT SERVICE - INTEREST (CONTINUED)							
9975	Security Cameras	\$5,284.69	\$4,732.50	\$4,151.25	\$3,511.87	\$3,511.87	
9976	Fire Truck	\$7,468.75	\$6,637.50	\$5,762.50	\$4,800.00	\$4,800.00	
9980	Hobart Street Infrastructure (2)	\$3,508.25	\$3,150.00	\$2,775.00	\$2,362.50	\$2,362.50	
9985	Central School Wheel Chair Lift	\$816.67	\$1,700.00	\$1,575.00	\$1,425.00	\$1,425.00	
9986	Middle School Floor Tile Replacement	\$816.67	\$1,700.00	\$1,575.00	\$1,425.00	\$1,425.00	
9987	CS & MS Fuel Tank Removal	\$1,283.33	\$2,500.00	\$1,875.00	\$1,125.00	\$1,125.00	
9988	Fire Station Improvements	\$3,010.00	\$6,400.00	\$6,275.00	\$6,125.00	\$6,125.00	
9989	School Computer Hardware/Software	\$2,782.27	\$5,456.00	\$4,125.00	\$2,475.00	\$2,475.00	
9990	Town Hall/Police Station Phase II Reno	\$5,740.00	\$12,175.00	\$11,900.00	\$11,600.00	\$11,600.00	
9991	Road Improvements	\$9,585.33	\$20,220.00	\$19,375.00	\$18,325.00	\$18,325.00	
9992	MS Network System Upgrade	\$1,024.47	\$2,072.65	\$1,725.00	\$1,275.00	\$1,275.00	
9993	Grade 1&2 Common Core Reading Program	\$1,247.26	\$2,486.35	\$2,075.00	\$1,625.00	\$1,625.00	
9994	Phase III Town Hall Renovations	\$6,370.00	\$13,500.00	\$13,125.00	\$12,675.00	\$12,675.00	
9995	Police/Fire Security Communications Upgrade	\$7,466.67	\$15,600.00	\$14,600.00	\$13,400.00	\$13,400.00	
9996	Road Improvements II	\$9,030.00	\$19,050.00	\$18,300.00	\$17,400.00	\$17,400.00	
99001	Town-Wide Fuel System Replacement	\$0.00	\$2,673.53	\$1,500.00	\$1,300.00	\$1,300.00	
99002	Cruiser Purchase	\$0.00	\$4,000.36	\$2,100.00	\$1,500.00	\$1,500.00	
99003	Central School Weatherization & Energy Eff	\$0.00	\$3,707.54	\$2,181.26	\$1,981.26	\$1,981.26	
99004	Gazebo Repairs - Town Common	\$0.00	\$3,832.26	\$2,331.26	\$2,131.26	\$2,131.26	
99005	School & Town Security System Repair & Upgrade	\$0.00	\$6,176.35	\$4,006.26	\$3,806.26	\$3,806.26	
99006	Chromebook (Computers) Project - Hardware	\$0.00	\$9,025.78	\$5,500.00	\$4,900.00	\$4,900.00	
99007	Police Dept Interior Renovations	\$0.00	\$4,971.78	\$3,093.76	\$2,893.76	\$2,893.76	
99008	Culvert Repair	\$0.00	\$10,660.00	\$6,800.00	\$6,400.00	\$6,400.00	
99009	Fire Engine Pumper Replacement	\$0.00	\$32,177.78	\$19,600.00	\$17,600.00	\$17,600.00	
99011	Junior/Senior High School Constuction Final	\$0.00	\$0.00	\$19,302.50	\$18,612.50	\$18,612.50	
99012	Road Improvements FY16	\$0.00	\$0.00	\$11,290.00	\$10,700.00	\$10,700.00	
TOTAL INTEREST ON DEBTS		\$1,744,425.71	\$1,757,574.72	\$1,647,793.98	\$1,544,693.44	\$1,544,693.44	\$1,544,693.44
TOTAL DEBT SERVICE		\$4,890,288.93	\$4,604,054.76	\$4,336,369.44	\$4,315,671.71	\$4,315,671.71	\$4,315,671.71
TOTAL GENERAL FUND		\$45,760,528.93	\$47,349,949.74	\$48,272,863.15	\$49,472,519.55	\$49,255,380.10	\$49,255,380.10

Indicate change from original appropriation.

ARTICLE 5

To see if the Town will vote to accept the following compensation schedules and guidelines for certain Town Employees not participating in collective bargaining, for the fiscal year commencing July 1, 2018:

TOWN OF EAST BRIDGEWATER – LIBRARIES

Employee moves up to next step each July 1st until reaching maximum step indicated below:

COMPENSATION SCHEDULE FY 2019

Job Title	Level	Step 1	Step 2	Step 3	Step 4	Step 5	Step 6
Asst. Director	Prof. Level 3	\$49,998.24	\$51,544.58	\$53,138.74	\$54,782.21	\$56,476.51	\$58,223.20
Staff Librarian	Prof. Level 2	\$44,528.82	\$45,906.00	\$47,325.78	\$48,789.47	\$50,298.42	\$51,854.04
Admin. Asst.	Prof. Level 1	\$38,687.78	\$39,884.31	\$41,117.85	\$42,598.35	\$43,700.55	\$45,052.11
Library Assoc.	Paraprof. Level 2	\$16.79 hr.	\$17.31 hr.	\$17.84 hr.	\$18.39 hr.	\$18.96 hr.	\$19.55 hr.
Library Aide	Paraprof. Level 1	\$14.54 hr.	\$14.99 hr.	\$15.46 hr.	\$15.94 hr.	\$16.43 hr.	\$16.94 hr.
Page	Clerk	\$12.00 hr.	\$12.18 hr.	\$12.54 hr.	\$12.92 hr.	\$13.12 hr.	\$13.71 hr.

Every new employee is appointed at a rate of pay not less than the minimum established for his/her grade. Upon recommendation of the appropriate hiring authority a new person may be employed at a salary above the minimum step of his/her grade.

POLICE SCHOOL SAFETY PATROL**JOB TITLE****HOURLY RATE**

July 1, 2018 to June 30, 2019

School Crossings Guards/Traffic Duty only

\$12.00

Every new employee is appointed at a rate of pay not less than the minimum established for his/her grade. Upon recommendation of the appropriate hiring authority and with the approval of the Personnel Board, a new person may be employed at a salary above the minimum step of his/her grade.

GRADING/PAY SCHEDULE**CALL FIREFIGHTERS****FIREFIGHTERS/EMT'S**

Grade #1:	\$12.00 per hour – Basic helper, general knowledge of location and use of all equipment, how to assist Officers, Permanent Firefighters, Grade 2 and 3 Call Firefighters.
Grade #2:	\$14.00 per hour – Capable of Grade I qualifications, plus being able to operate the dispatch communications room (radios, telephones, computer software, etc.); Trained to level of Firefighter 1/11.
Grade #3	\$18.00 per hour – Capable of Grade I and Grade II qualifications, plus Driver/Operator of Engines 1, 2 and 3; certified to level of Firefighter 1/11.
No additional pay for being certified as EMT	
Drill Pay – Drill pay for actual hours worked, but not less than (2) hours.	

or take any other action relative thereto.

Request of the Board of Selectmen

ARTICLE 6

To see if the Town will vote to accept the following salary, wages and compensations for the following elected Town Officers for the Fiscal Year commencing July 1, 2018:

ELECTED OFFICIALS AND BOARDS

Moderator	\$ 500.00	Town Clerk	\$68,500.00
Board of Selectmen		Board of Health	
Chairman	\$2,500.00	Chairman	\$900.00
Clerk	\$2,500.00	Clerk	\$900.00
Third Member	\$2,500.00	Third Member	\$900.00
Board of Assessors			
Chairman	\$1,500.00		
Clerk	\$1,500.00		
Third Member	\$1,500.00		

or take any other action relative thereto.

Request of the Board of Selectmen

ARTICLE 7

To see if the Town will vote to amend the general by-laws of the Town by adding a new section to establish and authorize revolving funds for use by certain Town departments, boards, committees, agencies or officers under Massachusetts General Laws Chapter 44, S531/2, or take any other action relative thereto.

A. Revolving Fund	B. Department, Board, Committee, Agency or Officer Authorized to Spend from Fund	C. Fees, Charges or Other Receipts Credited to Fund	D. Program or Activity Expenses Payable from Fund	E. Restrictions or Conditions on Expenses Payable from Fund	F. Other Requirements/ Reports Annual Spending Limits	G. Fiscal Years (Commencing)
COA Programs & Mini-Bus	Council on Aging	COA program fees and mini- bus receipts	Exclusively to defray expenses for COA programs and mini-bus repairs	Allowable program costs only	\$10,000.00	Fiscal 2019
Center at Sachem Rock Rental	Board of Selectmen	Sachem Center Room Rental Fees	To provide funding for expenses associated with room rental at the Sachem Center	Allowable program costs only	\$20,000.00	Fiscal 2019
Recreation Commission Activities	Recreation Commission	Field usage, rental fees and fund-raising activities undertaken by the Recreation Commission	To fund recreational activities, field and equipment repairs, and field development	Allowable program costs only	\$40,000.00	Fiscal 2019
Passport Photo Fees	Veterans' Agent	Fees generated from the sale of passport photographs	Expenses for photo supplies associated with the sale of passport photos.	Allowable program costs only	\$3,000.00	Fiscal 2019

Request of the Board of Selectmen

ARTICLE 8

To see if the Town will vote to accept the provisions of Chapter 73, Section 4 of the Acts of 1986 as amended by Chapter 126 of the Acts of 1988, authorizing an increase of 50% for Property Tax Exemptions under Clause 17D, 22, 22A, 22B, 22C, 22D, 22E, 37A, and 41C of Section 5 of Chapter 59 of the General Laws for Blind, Elderly, Widowed, and Disabled American Veterans with a service connected disability for Fiscal 2019; or take any other action relative thereto.

Request of the Board of Assessors

ARTICLE 9

To see if the Town will vote to appropriate and transfer from Account No. 1-0-359-3590, Free Cash, the sum of \$20,000.00 to Account No. 1-191-1230-5241, Storage Shed upgrade, for the purpose of renovating the storage building located at the rear of the Jr/Sr High School, including electrical upgrades, exterior façade updates and any other related component; or take any other action relative thereto.

Request of the Facilities Manager

ARTICLE 10

To see if the Town will vote to appropriate and transfer from Account No. 1-0-359-3590, Free Cash, the sum of \$20,000.00 to Account No. 1-191-1236-5241, Interior TH Renovations, for the purpose of renovating Town Hall Interior; or take any other action relative thereto.

Request of the Director of Public Works

ARTICLE 11

To see if the Town will vote to appropriate and transfer from Account No. 1-0-359-3590, Free Cash, the sum of \$21,027.00 to Account No. 1-301-1237-5599, HS Technology, for the purchasing equipment for High School Technology; or take any other action relative thereto.

Request of the School Committee

ARTICLE 12

To see if the Town will vote to appropriate and transfer from Account No. 1-0-359-3590, Free Cash, the sum of \$21,447.98 to Account No. 1-155-1238-5314, Town Wide Firewall, for the purpose of upgrading the Town firewall; or take any other action relative thereto.

Request of the Board of Selectmen

ARTICLE 13

To see if the Town will vote to appropriate and transfer from Account No. 1-0-359-3590, Free Cash, the sum of \$35,000.00 to Account No. 1-301-1239-5241, MS Library, for the purpose of renovating the Middle School Library Space; or take any other action relative thereto.

Request of the School Committee

ARTICLE 14

To see if the Town will vote to appropriate and transfer from Account No. 1-0-359-3590, Free Cash, the sum of \$40,109.00 to Account No. 1-301-1240-5850, AED Defibrillators, for the purpose of purchasing AED Defibrillators; or take any other action relative thereto.

Request of the School Committee

ARTICLE 15

To see if the Town will vote to appropriate and transfer from Account No. 1-0-359-3590, Free Cash, the sum of \$47,735.00 to Account No. 1-155-1241-5850, Cable & Switches, for the purpose of purchasing Cabling and Switches; or take any other action relative thereto.

Request of the Board of Selectmen

ARTICLE 16

To see if the Town will vote to appropriate and transfer from account No. 1-0-359-3590, Free Cash, the sum of \$50,000.00 to Account No. 1-191-1244-5241, Design & Engineering Central School Roof, for the purpose of being accepted in the MSBA Accelerated Repair Program for the Central School Roof repair; or take any other action relative thereto.

Request of the School Committee

ARTICLE 17

To see if the Town will vote to appropriate and transfer from Account No. 1-0-359-3590, Free Cash, the sum of \$88,436.00 to Account No. 1-210-1242-5870, Cruisers (2), for the purpose of replacing two Police Cruisers; or take any other action relative thereto.

Request of the Police Chief

ARTICLE 18

To see if the Town will vote to appropriate the sum of \$150,000.00 for a Stand Alone Multi Bay Garage, and to meet this appropriation the Treasurer with the approval of the Board of Selectmen, be authorized to borrow \$150,000.00 under M.G.L. Chapter 44 Section 7; or take any other action relative thereto.

Request of the Police Department

ARTICLE 19

To see if the Town will vote to appropriate the sum of \$557,000.00 for Road Repairs, and to meet this appropriation the Treasurer with the approval of the Board of Selectmen, be authorized to borrow \$557,000.00 under M.G.L. Chapter 44 Section 7; or take any other action relative thereto.

Request of the Director of Public Works

ARTICLE 20

To see if the Town will vote to appropriate, borrow or transfer from available funds, \$1,000,000.00 to be expended under the direction of the School Building Committee or the School Committee, for the replacement of the boilers and related equipment within the boiler room of the Central School, which school facility shall have an anticipated useful life as an educational facility for the instruction of school children of at least 50 years, and for which the Town may be eligible for a school construction grant from the Massachusetts School Building Authority ("MSBA"). The MSBA's grant program is a non-entitlement, discretionary program based on need, as determined by the MSBA, and any project costs the Town incurs in excess of any grant approved by and received from the MSBA shall be the sole responsibility of the Town. Any grant that the Town of East Bridgewater may receive from the MSBA for the Project shall not exceed the lesser of 56.25 percent (56.25%) of eligible, approved project costs, as determined by the MSBA, or the total maximum grant amount determined by the MSBA; or take any other action relative thereto.

Request of the School Committee

ARTICLE 21

To see if the Town will vote to accept the following streets or portions thereof, constructed by developers under the requirements of Subdivisions Control Law and as laid out by the Board of Selectmen on April 9, 2018 and a copy thereafter filed with the Town Clerk:

WAMPANOAG WAY; as shown on a plan entitled: WAMPANOAG WAY as shown on a plan entitled "ROADWAY ACCEPTANCE AND AS-BUILT PLAN FOR WAMPANOAG WAY ROBBIN'S POND PARK IN EAST BRIDGEWATER, MA" prepared for E.B.R.P. LLC, prepared by P.M.P. Associates, LLC, dated September 28, 2017

and to authorize the Selectmen to acquire by gift, purchase, or eminent domain an easement or fee interest in land as may be necessary or appropriate to create such public way.

or take any action relative thereto.

Request of the Board of Selectmen

Town of East Bridgewater, Massachusetts
2017 Employee Wages

<u>Last Name</u>	<u>First Name</u>	<u>Department</u>	<u>Regular</u>	<u>Overtime</u>	<u>Additional</u>	<u>Total</u>
LEGAULT	ELIZABETH	SUPERINTENDENT & ASST SUPT PAY	\$ 174,154.97		\$ 3,000.00	\$ 177,154.97
O'BRIEN	PAUL F	POL-DEPUTY CHIEF	\$ 77,763.25	\$ 43,617.90	\$ 36,070.54	\$ 157,451.69
FERREIRA	ANTONIO M	POL-Patrolman Salaries	\$ 64,346.10	\$ 59,166.04	\$ 28,713.26	\$ 152,225.40
ALLEN	SCOTT C	POL-Department Head Salaries	\$ 137,019.45	\$ 5,288.47	\$ 9,147.83	\$ 151,455.75
SAMIA	GEORGE G	SBL-Department Head Salaries	\$ 148,093.06		\$ 2,145.00	\$ 150,238.06
MCLAUGHLIN	MICHAEL W	POL-Sergeants Salaries	\$ 77,763.25	\$ 34,249.03	\$ 30,636.43	\$ 142,648.71
WINSOR	CRAIG R	FIR-Permanent Fire Salaries	\$ 92,575.60	\$ 32,807.28	\$ 10,948.11	\$ 136,330.99
BROWN	STEVEN A	POL-Police Details	\$ 42,891.39	\$ 38,626.35	\$ 54,651.77	\$ 136,169.51
KELLEY	JEFFREY R	FIR-Permanent Fire Salaries	\$ 80,064.96	\$ 39,444.18	\$ 13,202.94	\$ 132,712.08
HAINES	JOHN B	HWY-Department Head Salaries	\$ 123,007.91		\$ 4,297.38	\$ 127,305.29
WILLIAMS	GINA BLAINE	SUPERINTENDENT & ASST SUPT PAY	\$ 126,250.02			\$ 126,250.02
HARHEN	TIMOTHY	FIR-Department Head Salaries	\$ 112,609.38		\$ 12,077.84	\$ 124,687.22
HARVEY	MARK D	POL-Patrolman Salaries	\$ 65,698.89	\$ 34,879.64	\$ 20,039.16	\$ 120,617.69
FLINT	THOMAS E	POL-Sergeants Salaries	\$ 77,763.25	\$ 14,164.86	\$ 27,258.42	\$ 119,186.53
PATTERSON	WILLIAM A	POL-Sergeants Salaries	\$ 77,763.25	\$ 18,110.45	\$ 22,602.09	\$ 118,475.79
JENKINS	MICHAEL EARL	POL-Sergeants Salaries	\$ 77,763.25	\$ 20,887.00	\$ 19,084.62	\$ 117,734.87
WOOLF JR	PHILIP J	FIR-Permanent Fire Salaries	\$ 75,760.36	\$ 31,060.79	\$ 9,852.75	\$ 116,673.90
GENTILE	ANDREW JOHN	MS PRINCIPAL / ASST PRINC. PAY	\$ 114,821.98		\$ 1,500.00	\$ 116,321.98
ELDREDGE JR	RICHARD T	POL-Patrolman Salaries	\$ 64,346.10	\$ 36,969.46	\$ 9,224.15	\$ 110,539.71
GRILLO	JOHN R	POL-Detective Salaries	\$ 70,575.26	\$ 16,618.36	\$ 23,149.94	\$ 110,343.56
DUPREY	DEBORAH LYNN	MS PRINCIPAL / ASST PRINC. PAY	\$ 108,708.47		\$ 1,500.00	\$ 110,208.47
SHEA	JOHN	SCHOOL BUSINESS ADMIN PAY	\$ 110,089.89			\$ 110,089.89
SIDDIQUI	JAMIL D	HS CLASSROOM TEACHERS PAY	\$ 95,192.40		\$ 14,687.32	\$ 109,879.72
VOISINE JR	ALTON M	POL-Patrolman Salaries	\$ 50,194.40	\$ 51,826.52	\$ 7,332.62	\$ 109,353.54
REPETA	DAVID ALLEN	FIR-Permanent Fire Salaries	\$ 77,680.44	\$ 17,180.21	\$ 13,885.67	\$ 108,746.32
BYRNE	CATHERINE A	CS PRINCIPAL / ASST PRINC. PAY	\$ 108,639.57			\$ 108,639.57
RYAN	MICHAEL PAUL	FIR-Permanent Fire Salaries	\$ 63,454.45	\$ 34,417.64	\$ 7,827.44	\$ 105,699.53
SILVA JR	WILLIAM J	HS CLASSROOM TEACHERS PAY	\$ 95,192.40		\$ 10,186.99	\$ 105,379.39
WILDS	ANDREW S	FIR-Permanent Fire Salaries	\$ 64,783.68	\$ 27,450.33	\$ 10,498.34	\$ 102,732.35
AVERY	DEREK SHAWN	FIR-Permanent Fire Salaries	\$ 64,229.06	\$ 28,622.97	\$ 9,872.45	\$ 102,724.48
CORREIA	CHRISTOPHER	POL-Patrolman Salaries	\$ 64,346.10	\$ 28,098.82	\$ 10,084.01	\$ 102,528.93
LEIGHTON	MATTHEW W	FIR-Permanent Fire Salaries	\$ 76,303.76	\$ 15,458.96	\$ 10,264.29	\$ 102,027.01

NICHOLS	DEBBI J	CS PRINCIPAL / ASST PRINC. PAY	\$ 101,082.54		\$ 101,082.54
DACKERS	ADAM V	HS PRINCIPAL / ASST PRINC. PAY	\$ 99,817.51		\$ 99,817.51
O'BRIEN	JO-ANN	HS CLASSROOM TEACHERS PAY	\$ 96,316.46	\$ 3,343.00	\$ 99,659.46
MCCARTHY	VIRGINIA M	MS CLASSROOM TEACHERS PAY	\$ 97,192.32	\$ 2,000.00	\$ 99,192.32
EDDY	TRICIA M	Title 1 Teachers FY18	\$ 93,192.31	\$ 5,775.00	\$ 98,967.31
FOSTER	MATTHEW L	FIR-Permanent Fire Salaries	\$ 66,398.09	\$ 20,554.64	\$ 11,855.19
FOWLER WECHTER	HEATHER J	MS CLASSROOM TEACHERS PAY	\$ 95,192.40	\$ 3,320.00	\$ 98,512.40
PRINCIPE	MARIE C	HS CLASSROOM TEACHERS PAY	\$ 95,192.40	\$ 3,097.00	\$ 98,289.40
PERRAULT	DAVID J	POL-Detective Salaries	\$ 70,575.26	\$ 16,497.07	\$ 11,131.36
PONTE	RAYMOND V	HS CLASSROOM TEACHERS PAY	\$ 83,445.17	\$ 14,735.50	\$ 98,180.67
MCPARTLAND	JENNIFER L	K-12 CURRICULUM FACILITATOR	\$ 95,192.40	\$ 2,895.00	\$ 98,087.40
TUCKER	CAROLINE B	LIBRARIANS PAY	\$ 91,192.30	\$ 6,743.00	\$ 97,935.30
CLIFFORD	KARYN M	K-12 GUIDANCE DIRECTOR	\$ 95,950.01	\$ 1,675.00	\$ 97,625.01
PARKS	DANIEL P	HS CLASSROOM TEACHERS PAY	\$ 95,192.40	\$ 1,625.00	\$ 96,817.40
FLEMING	DAGNY ARAN	CS CLASSROOM TEACHERS PAY	\$ 95,192.40	\$ 1,600.00	\$ 96,792.40
BEATRICE	CHRISTOPHER	MS CLASSROOM TEACHERS PAY	\$ 95,192.40	\$ 1,500.00	\$ 96,692.40
KENNEALLY	HEATHER JEAN	MS SPED TEACHERS PAY	\$ 95,192.40	\$ 1,000.00	\$ 96,192.40
KALLENBERG	KRISTIN M	MS COUNSELORS PAY	\$ 92,228.09	\$ 3,801.08	\$ 96,029.17
OLSON	CHRISTOPHER	FIR-Permanent Fire Salaries	\$ 61,703.12	\$ 24,881.71	\$ 9,343.77
MEANEY	ANNEMARIE	HS COUNSELORS PAY	\$ 92,228.09	\$ 3,533.92	\$ 95,762.01
LOPES	SURLEI FABRI	HS CLASSROOM TEACHERS PAY	\$ 95,192.40	\$ 350.00	\$ 95,542.40
TARPEY	SHAWN M	HS CLASSROOM TEACHERS PAY	\$ 83,925.94	\$ 11,517.67	\$ 95,443.61
EATON	RYAN A	HS CLASSROOM TEACHERS PAY	\$ 80,744.41	\$ 14,170.35	\$ 94,914.76
DALEY	MITCHELL P	HS SPED TEACHERS PAY	\$ 85,991.83	\$ 8,910.34	\$ 94,902.17
DICKEY	CHRISTOPHER	HS COUNSELORS PAY	\$ 91,192.30	\$ 2,994.58	\$ 94,186.88
SCHLEINKOFER	AMY BETH	MS CLASSROOM TEACHERS PAY	\$ 92,228.09	\$ 1,850.00	\$ 94,078.09
COWAN	DEBRA	CS CLASSROOM TEACHERS PAY	\$ 94,028.07		\$ 94,028.07
DELORENZO	CHRISTINE	CS CLASSROOM TEACHERS PAY	\$ 94,028.07		\$ 94,028.07
RAULINAITIS	KATHERINE	MS CLASSROOM TEACHERS PAY	\$ 94,028.07		\$ 94,028.07
KENN	ROBERT C	HWY-Department Head Salaries	\$ 87,085.09	\$ 2,766.78	\$ 4,113.12
NODELMAN	JEREMY R	MS CLASSROOM TEACHERS PAY	\$ 92,228.09	\$ 1,500.00	\$ 93,728.09
SARSON	JEAN	HS CLASSROOM TEACHERS PAY	\$ 92,228.09	\$ 1,350.00	\$ 93,578.09
TREPANIER	JASON L	WTR-Department Head Salaries	\$ 88,852.15	\$ 1,301.52	\$ 3,200.00
TELLESS	SANDRA E	KINDERGARTEN TEACHERS PAY	\$ 83,199.50	\$ 10,070.00	\$ 93,269.50
OLIVEIRA	CARLOS A	POL-Police Details	\$ 37,805.66	\$ 24,160.78	\$ 31,053.80
CICCHESE	RICHARD P	FIR-Permanent Fire Salaries	\$ 63,500.32	\$ 21,238.07	\$ 7,927.30
CARLSON	LISA A	HS CLASSROOM TEACHERS PAY	\$ 92,228.09	\$ 50.00	\$ 92,278.09

MCCARTHY	DIANE MARIE	CS CLASSROOM TEACHERS PAY	\$ 92,228.09			\$ 92,228.09
MCDERMOTT	SHEILA T	MS CLASSROOM TEACHERS PAY	\$ 92,228.09			\$ 92,228.09
TRAYNOR	CHRISTOPHER	MS SPED TEACHERS PAY	\$ 92,228.09			\$ 92,228.09
CURTIN	MICHAEL JON	POL-Patrolman Salaries	\$ 47,779.30	\$ 30,578.17	\$ 13,841.18	\$ 92,198.65
SHEEHAN	JULIA E	HS CLASSROOM TEACHERS PAY	\$ 89,192.38		\$ 2,873.00	\$ 92,065.38
CROSS	JOANNE MARIE	MS CLASSROOM TEACHERS PAY	\$ 88,019.18		\$ 4,033.40	\$ 92,052.58
GRIFFIN	JANICE E	HS CLASSROOM TEACHERS PAY	\$ 88,019.18	\$ 240.00	\$ 3,530.00	\$ 91,789.18
TARPEY	JENNIFER M	MS CLASSROOM TEACHERS PAY	\$ 89,192.38		\$ 2,100.00	\$ 91,292.38
CASTLE	AMANDA C	MS CLASSROOM TEACHERS PAY	\$ 89,192.38		\$ 1,250.00	\$ 90,442.38
KULICK	ELIZABETH M	HS CLASSROOM TEACHERS PAY	\$ 61,072.50		\$ 28,889.50	\$ 89,962.00
PARKS	BRIAN M	FIR-Permanent Fire Salaries	\$ 66,006.20	\$ 13,009.61	\$ 10,670.45	\$ 89,686.26
SILVA	JOEL W	POL-Court Prosecutor Sals.	\$ 68,980.32	\$ 4,950.61	\$ 15,654.48	\$ 89,585.41
EVANGELISTA	SHEILA	MS CLASSROOM TEACHERS PAY	\$ 88,019.18		\$ 1,500.00	\$ 89,519.18
GRACE	PATRICE A	CS THERAPIES	\$ 88,019.18		\$ 1,500.00	\$ 89,519.18
SHIPPBE	CURTIS R	HS CLASSROOM TEACHERS PAY	\$ 88,019.18		\$ 1,250.00	\$ 89,269.18
ROSHER	JENNIFER LEE	CS CLASSROOM TEACHERS PAY	\$ 88,920.89			\$ 88,920.89
MCPHEE	LAURA GAYLE	MS CLASSROOM TEACHERS PAY	\$ 88,019.18		\$ 600.00	\$ 88,619.18
DERBY	SUSAN D	MS CLASSROOM TEACHERS PAY	\$ 60,922.50		\$ 27,691.00	\$ 88,613.50
MARDER	ERICA L	MS SPED TEACHERS PAY	\$ 88,019.18		\$ 500.00	\$ 88,519.18
GHILONI	JAMIE E	HS CLASSROOM TEACHERS PAY	\$ 87,042.29		\$ 1,421.18	\$ 88,463.47
LEDoux	MAUREEN ANNE	MS CLASSROOM TEACHERS PAY	\$ 86,643.42		\$ 1,750.00	\$ 88,393.42
SURETTE	DAVID R	HS CLASSROOM TEACHERS PAY	\$ 83,445.17		\$ 4,882.00	\$ 88,327.17
ALLES	CHRISTINE S	MS CLASSROOM TEACHERS PAY	\$ 88,019.18			\$ 88,019.18
COSTA	CATHY MURPHY	CS SPED TEACHERS PAY	\$ 88,019.18			\$ 88,019.18
GRINKIS	LISA C	MS CLASSROOM TEACHERS PAY	\$ 88,019.18			\$ 88,019.18
LEONARD	MELLISA M	MS CLASSROOM TEACHERS PAY	\$ 88,019.18			\$ 88,019.18
MCMAHON	MICHAEL T	CS CLASSROOM TEACHERS PAY	\$ 88,019.18			\$ 88,019.18
FISHER	ERIN MARIE	K-12 IT FACILITATOR	\$ 84,286.37		\$ 3,585.00	\$ 87,871.37
RICHMOND	TALLITHA LEE	POL-Patrolman Salaries	\$ 59,188.31	\$ 9,108.64	\$ 19,352.29	\$ 87,649.24
FLEMMING	ERICA M	T/C-Department Head Salaries	\$ 85,510.21		\$ 2,000.00	\$ 87,510.21
BENVIE	JACLYN MARIE	MS SPED TEACHERS PAY	\$ 85,192.28		\$ 2,250.00	\$ 87,442.28
WOLFE	PAULA JEAN	ASR-Department Head Salaries	\$ 77,432.05		\$ 9,352.94	\$ 86,784.99
CHARETTE	NATHAN S	HS CLASSROOM TEACHERS PAY	\$ 85,300.51	\$ 80.00	\$ 1,282.67	\$ 86,663.18
SMITH	MATTHEW D	FIR-Permanent Fire Salaries	\$ 63,561.68	\$ 14,753.70	\$ 8,147.49	\$ 86,462.87
DALTON	LAUREN E	Presch/Full Day Kdg Services	\$ 81,666.60		\$ 4,545.00	\$ 86,211.60
MACCINI-PAVLOF	LYNDA ANNE	HS CLASSROOM TEACHERS PAY	\$ 82,267.05		\$ 3,728.00	\$ 85,995.05
CRAMER	RYAN MICHAEL	POL-Patrolman Salaries	\$ 50,461.10	\$ 16,940.83	\$ 18,372.30	\$ 85,774.23

NICKANDROS	KATHRYN V	HS CLASSROOM TEACHERS PAY	\$ 83,445.17		\$ 2,071.00	\$ 85,516.17
SULLIVAN	SUSAN MARIE	MS CLASSROOM TEACHERS PAY	\$ 83,903.87		\$ 1,500.00	\$ 85,403.87
SMITH	JAMES F	WTR-Labor Payroll	\$ 64,305.32	\$ 14,662.42	\$ 6,025.00	\$ 84,992.74
SULLIVAN	LOUIS	FIR-Permanent Fire Salaries	\$ 63,500.30	\$ 12,864.95	\$ 8,599.12	\$ 84,964.37
GOUVEIA	JEAN	MS CLASSROOM TEACHERS PAY	\$ 83,445.17		\$ 1,500.00	\$ 84,945.17
O'CONNOR	CHRISTIE	CS CLASSROOM TEACHERS PAY	\$ 83,445.17		\$ 1,500.00	\$ 84,945.17
ANDRE	DENNIS M	POL-Patrolman Salaries	\$ 64,346.10	\$ 13,709.86	\$ 6,863.30	\$ 84,919.26
DOUCETTE	GREGORY E	FIR-Permanent Fire Salaries	\$ 59,844.21	\$ 18,659.40	\$ 6,413.15	\$ 84,916.76
MORSE	KELLY L	CS CLASSROOM TEACHERS PAY	\$ 83,445.17		\$ 1,250.00	\$ 84,695.17
CURRY	CHRISTINE E.	MS CLASSROOM TEACHERS PAY	\$ 84,509.24		\$ 125.00	\$ 84,634.24
LAYTON	SUSAN JEANNE	CS CLASSROOM TEACHERS PAY	\$ 84,509.24			\$ 84,509.24
PANTANO	LINDA E	HS SPED TEACHERS PAY	\$ 83,445.17		\$ 775.00	\$ 84,220.17
SHEEL	DEBORAH R	HS CLASSROOM TEACHERS PAY	\$ 81,346.11		\$ 2,500.00	\$ 83,846.11
ROSS	PAMELA JEAN	HS CLASSROOM TEACHERS PAY	\$ 83,395.17		\$ 200.00	\$ 83,595.17
KIELY	BRIAN E	FACILITIES MANAGEMENT	\$ 79,962.18	\$ 2,055.60	\$ 1,523.09	\$ 83,540.87
O'HEA	SUSAN M	HS CLASSROOM TEACHERS PAY	\$ 83,445.17		\$ 75.00	\$ 83,520.17
CHILCOT	DWAIN D	HS CLASSROOM TEACHERS PAY	\$ 83,445.17			\$ 83,445.17
HOLT	JESSICA LEE	HS SPED TEACHERS PAY	\$ 83,445.17			\$ 83,445.17
MESHEAU	LISA MARIE	CS CLASSROOM TEACHERS PAY	\$ 83,445.17			\$ 83,445.17
QUIGLEY	GERRI CLAIRE	CS COUNSELORS PAY	\$ 83,445.17			\$ 83,445.17
SAVAGE	MATTHEW W	HS CLASSROOM TEACHERS PAY	\$ 77,019.27		\$ 6,380.00	\$ 83,399.27
LARSON	DERIK C	WTR-Labor Payroll	\$ 58,859.40	\$ 15,686.84	\$ 7,975.00	\$ 82,521.24
CONTI	LORI J	HS SPED TEACHERS PAY	\$ 79,923.09		\$ 2,543.50	\$ 82,466.59
HARDIMAN	KIMBERLY MEG	CS CLASSROOM TEACHERS PAY	\$ 82,267.05			\$ 82,267.05
MUNROE	DEANNA LEIGH	CS CLASSROOM TEACHERS PAY	\$ 79,923.09		\$ 1,800.00	\$ 81,723.09
RASHER	JASON N	MS COUNSELORS PAY	\$ 79,367.03		\$ 1,288.04	\$ 80,655.07
WINSOR	NEIL R	WTR-Labor Payroll	\$ 60,686.41	\$ 16,347.91	\$ 3,450.00	\$ 80,484.32
DIAS	JENNIFER M	HS CLASSROOM TEACHERS PAY	\$ 80,019.15		\$ 200.00	\$ 80,219.15
NUSSBAUM	LISA	CS CLASSROOM TEACHERS PAY	\$ 79,846.08		\$ 200.00	\$ 80,046.08
WHALEN	KRISTEN M	MS CLASSROOM TEACHERS PAY	\$ 79,519.17			\$ 79,519.17
POLESE	BARBARA ANN	CENTRAL OFFICE SECRETARY PAY	\$ 77,000.04		\$ 1,821.90	\$ 78,821.94
ORTENZI	ROGER D	HS CUSTODIANS PAY	\$ 62,480.99	\$ 13,125.03	\$ 3,000.00	\$ 78,606.02
PAULINE	BEVERLY J	CS CLASSROOM TEACHERS PAY	\$ 78,519.21			\$ 78,519.21
MORAWSKI	ROBERT A.	FIR-Permanent Fire Salaries	\$ 41,808.15	\$ 7,032.82	\$ 29,421.53	\$ 78,262.50
VAUGHN	DEBORAH	School Lunch Revolyg-Pers Svcs	\$ 77,500.04			\$ 77,500.04
MURPHY	NICOLE LYNN	CS THERAPIES	\$ 77,019.27			\$ 77,019.27
PIKE	HILARY J	CS SPED TEACHERS PAY	\$ 76,192.38		\$ 750.00	\$ 76,942.38

DEMOURA	MARY-ANNE	KINDERGARTEN TEACHERS PAY	\$ 73,678.00			
PERO	SHEILA LYNNE	SCHOOL PSYCHOLOGISTS PAY	\$ 75,692.40		\$ 840.00	\$ 76,532.40
TIRRELL	PHYLLIS L	ACC-Department Head Salaries	\$ 74,534.71		\$ 1,687.98	\$ 76,222.69
CRAVEN	SHERI LYNN	HS CLASSROOM TEACHERS PAY	\$ 73,678.06		\$ 2,450.00	\$ 76,128.06
MAHONEY	JENNIFER A	CS CLASSROOM TEACHERS PAY	\$ 75,915.31			\$ 75,915.31
STEVENS	KEITH P	HS CLASSROOM TEACHERS PAY	\$ 75,915.31			\$ 75,915.31
LIVINGSTON	MARILYN M	CLK-Department Head Salaries	\$ 70,840.39		\$ 5,000.00	\$ 75,840.39
BATCHELDER	KEITH E	FIR-Permanent Fire Salaries	\$ 63,500.32	\$ 4,361.00	\$ 7,801.88	\$ 75,663.20
TRAMONTANO	SANDRA ANN	MS SPEECH OT	\$ 75,100.80			\$ 75,100.80
PACKARD	JENNIFER M	CS THERAPIES	\$ 74,821.06		\$ 150.00	\$ 74,971.06
PHILBRICK	ROBERT F	BOH-Inspector Salaries	\$ 71,613.84		\$ 2,800.00	\$ 74,413.84
COOK	JESSIE D	CS CLASSROOM TEACHERS PAY	\$ 73,678.06			\$ 73,678.06
TRAUT	JUSTIN L	CS CLASSROOM TEACHERS PAY	\$ 73,678.06			\$ 73,678.06
RANDALL	RONALD F	WTR-Labor Payroll	\$ 60,612.40	\$ 6,606.92	\$ 6,031.60	\$ 73,250.92
BROWN III	FREDERICK	HWY-Labor Payroll	\$ 62,116.50	\$ 4,936.04	\$ 6,185.24	\$ 73,237.78
SNOONIAN	ELIZABETH C	SCHOOL PSYCHOLOGISTS PAY	\$ 72,884.65			\$ 72,884.65
MCLAUGHLIN	JOAN MARY	MS SPED TEACHERS PAY	\$ 72,596.20			\$ 72,596.20
ROBAK	JOHN A	MAINTENANCE MAN PAY	\$ 58,481.02	\$ 9,674.64	\$ 3,250.00	\$ 71,405.66
GALLANT	JENNIFER M	FIR-Permanent Fire Salaries	\$ 50,351.35	\$ 15,233.56	\$ 5,737.99	\$ 71,322.90
GHILONI	JEFFREY A	HS CLASSROOM TEACHERS PAY	\$ 64,599.17		\$ 6,405.01	\$ 71,004.18
DOHERTY	ROBERT J	HWY-Labor Payroll	\$ 59,802.50	\$ 7,048.94	\$ 3,950.00	\$ 70,801.44
JENNESS	MICHAEL A	FMD-LABOR PAYROLL	\$ 62,402.50	\$ 6,647.37	\$ 950.00	\$ 69,999.87
HANSEN	KELLY LYNN	HS CLASSROOM TEACHERS PAY	\$ 68,695.68		\$ 600.00	\$ 69,295.68
SMITH	JOHN V	POL-Patrolman Salaries	\$ 47,779.30	\$ 17,224.85	\$ 4,281.06	\$ 69,285.21
BREARLEY	ANDREW E	HWY-Labor Payroll	\$ 57,321.68	\$ 8,490.08	\$ 3,325.00	\$ 69,136.76
ROBERTSON	WILLIAM	MS CUSTODIANS PAY	\$ 59,718.62	\$ 7,055.36	\$ 2,000.00	\$ 68,773.98
DERRANE	AMANDA DAWN	KINDERGARTEN TEACHERS PAY	\$ 68,692.25			\$ 68,692.25
BENNETT	JEANNE L	POL-Admin. Support Salaries	\$ 57,712.18	\$ 7,535.64	\$ 3,314.70	\$ 68,562.52
HANNAGAN	RUSSELL A	PBG-Local Access for Per. Sves	\$ 64,506.05		\$ 3,578.84	\$ 68,084.89
HILL	NANCY G	COA-Department Head Salaries	\$ 67,897.26			\$ 67,897.26
CURTIN	ROBERT E	HWY-Labor Payroll	\$ 57,597.90	\$ 5,313.43	\$ 4,981.82	\$ 67,893.15
SIMS	KASEY L	KINDERGARTEN TEACHERS PAY	\$ 64,957.55		\$ 2,190.00	\$ 67,147.55
KELM	DARRIN J	FIR-Permanent Fire Salaries	\$ 45,853.90	\$ 13,772.56	\$ 7,513.57	\$ 67,140.03
JOHNSON	VIRGINIA K	LIB-Department Head Salaries	\$ 66,657.70			\$ 66,657.70
SHARP	ELIZABETH M	CS SPED TEACHERS PAY	\$ 66,054.36		\$ 250.00	\$ 66,304.36
DONOGHUE	MARY FRANCES	CS CLASSROOM TEACHERS PAY	\$ 64,599.17		\$ 1,160.00	\$ 65,759.17
ORTELT II	ALFRED L	HS SPED TEACHERS PAY	\$ 65,752.74			\$ 65,752.74

WITNAUER	LAWRENCE E	CS CUSTODIANS PAY	\$ 58,481.02	\$ 3,564.18	\$ 3,200.00	\$ 65,245.20
CARRARA	DENISE	HS CLASSROOM TEACHERS PAY	\$ 52,384.71		\$ 12,843.32	\$ 65,228.03
MOREY	MARIE L	SPED SECRETARY PAY	\$ 65,150.02			\$ 65,150.02
GOLDEN	LISA M	MS CLASSROOM TEACHERS PAY	\$ 64,456.21		\$ 250.00	\$ 64,706.21
BARRA	BETHANY LYNN	MS CLASSROOM TEACHERS PAY	\$ 64,599.17			\$ 64,599.17
DION	LISA ANN	MS SPEECH OT	\$ 64,599.17			\$ 64,599.17
CHERMESINO	CATHERINE A	T/C-Clerical Salaries	\$ 63,883.60		\$ 675.00	\$ 64,558.60
RONAYNE	AMY J	HS CLASSROOM TEACHERS PAY	\$ 61,552.88		\$ 2,746.00	\$ 64,298.88
SHEA	GREGORY P	HS CLASSROOM TEACHERS PAY	\$ 62,735.22		\$ 1,375.00	\$ 64,110.22
LEONARD	JARED P	HS SPED TEACHERS PAY	\$ 63,145.94		\$ 275.00	\$ 63,420.94
HATCHFIELD	DANIEL T	HS CLASSROOM TEACHERS PAY	\$ 53,290.49		\$ 9,355.23	\$ 62,645.72
BAILLARGEON	MATHEW PAUL	Non-resident Tuition	\$ 54,999.88		\$ 7,425.00	\$ 62,424.88
JAROCHE	DEANNA HELEN	HS CLASSROOM TEACHERS PAY	\$ 61,072.50		\$ 948.00	\$ 62,020.50
BENNER	JOANNE MARIE	FNANCIAL SECRETARIES PAY	\$ 58,424.60		\$ 3,500.00	\$ 61,924.60
HAYES	JOHN JOSEPH	PIR-Call Fire Salaries	\$ 47,303.80	\$ 12,200.39	\$ 2,359.01	\$ 61,863.20
LAVALLEE	DEBNA	SCHOOL PSYCHOLOGISTS PAY	\$ 61,519.20		\$ 90.00	\$ 61,609.20
MILLER	EMILY ANN	MS SPEECH OT	\$ 58,519.23		\$ 2,720.00	\$ 61,239.23
FLUEVOG	ERICA G	DESK TOP TECHNCIAN	\$ 55,368.15	\$ 1,165.18	\$ 4,532.13	\$ 61,065.46
GLENNON	ABIGAIL ROSE	HS CLASSROOM TEACHERS PAY	\$ 51,117.39		\$ 9,704.75	\$ 60,822.14
HACKER	NANCY M	WTR-Clerical Salaries	\$ 60,758.20			\$ 60,758.20
MACDONALD	ANDREW W	HS CLASSROOM TEACHERS PAY	\$ 57,209.15	\$ 100.00	\$ 3,380.00	\$ 60,689.15
DOHERTY	STEPHEN JAY	HWY-Labor Payroll	\$ 49,286.74	\$ 8,355.89	\$ 2,909.99	\$ 60,552.62
MORELLI	KAITLIN LEE	SCHOOL PSYCHOLOGISTS PAY	\$ 58,853.77		\$ 1,613.75	\$ 60,467.52
GORDON	JAMES S	MS CLASSROOM TEACHERS PAY	\$ 59,381.05		\$ 875.00	\$ 60,256.05
SWBENEY	EDWARD J	HS CUSTODIANS PAY	\$ 51,797.20	\$ 6,274.57	\$ 1,812.32	\$ 59,884.09
SIMPSON	DOROTHY L	PLN-Admin. Support Salaries	\$ 53,326.56		\$ 6,489.70	\$ 59,816.26
FREW	MICHELLE C	HS CLASSROOM TEACHERS PAY	\$ 52,969.63		\$ 6,253.33	\$ 59,222.96
MAHONEY	THOMAS M	SCHOOL PSYCHOLOGISTS PAY	\$ 59,192.28			\$ 59,192.28
VOLANTE	BRIN M	SCHOOL PSYCHOLOGISTS PAY	\$ 59,192.28			\$ 59,192.28
DAVIS	NICHOLAS B	HS CLASSROOM TEACHERS PAY	\$ 54,999.88		\$ 4,144.00	\$ 59,143.88
MANGANIELLO	PAUL F	HS CUSTODIANS PAY	\$ 51,797.20	\$ 5,663.19	\$ 1,612.32	\$ 59,072.71
FERIOLI	MARK J	HS CLASSROOM TEACHERS PAY	\$ 55,749.88		\$ 3,041.00	\$ 58,790.88
POPE JR	JAMES P	HWY-Labor Payroll	\$ 53,734.25	\$ 4,071.65	\$ 600.00	\$ 58,405.90
BARENDREGT	AMY LOUISE	CS SCHOOL NURSE PAY	\$ 57,866.20		\$ 500.00	\$ 58,366.20
WOODMAN JR	CHARLES M	HS CLASSROOM TEACHERS PAY	\$ 51,142.39		\$ 7,021.00	\$ 58,163.39
CONDON	CRYSTAL ANNE	HS SCHOOL NURSE PAY	\$ 55,239.88		\$ 2,720.00	\$ 57,959.88
HOLBROOK	MAURBEN B	HS CLASSROOM TEACHERS PAY	\$ 57,296.05		\$ 550.00	\$ 57,846.05

KINGMAN	SEAN	CS CUSTODIANS PAY	\$ 52,877.27	\$ 4,706.62	\$ 200.00	\$ 57,783.89
LADUE	SCOTT E	FMD-LABOR PAYROLL	\$ 56,778.75		\$ 1,000.00	\$ 57,778.75
BASTARACHE	MARILYN ANN	LIB-Librarian Salaries	\$ 55,519.18		\$ 2,190.00	\$ 57,709.18
HOFFMAN	RISA ALLI	MS CLASSROOM TEACHERS PAY	\$ 55,389.93	\$ 1,067.20	\$ 950.00	\$ 57,407.13
NATALE	ROBBIE	HWY-Labor Payroll	\$ 57,344.80			\$ 57,344.80
FEENEY	NANCY B	HWY-Clerical Salaries	\$ 57,019.29		\$ 25.00	\$ 57,044.29
CRAIG	TARAH E	HS SPED TEACHERS PAY	\$ 52,215.75		\$ 4,790.00	\$ 57,005.75
MCGOVERN	MEGAN L	HS SPED TEACHERS PAY	\$ 51,433.80	\$ 3,073.35	\$ 2,353.68	\$ 56,860.83
LEPINE	ANTHONY	MS CUSTODIANS PAY	\$ 55,519.18		\$ 1,092.00	\$ 56,611.18
RYAN	BRIDGET	Non-resident Tuition	\$ 48,523.80	\$ 7,753.20	\$ 293.32	\$ 56,570.32
JOHNSON	EDWARD F	HS CUSTODIANS PAY	\$ 54,019.15		\$ 2,491.50	\$ 56,510.65
CELLA	NICOLETTA R	HS CLASSROOM TEACHERS PAY	\$ 56,202.10			\$ 56,202.10
DUHAMEL	EMILY J	HS CLASSROOM TEACHERS PAY	\$ 54,019.15		\$ 2,130.00	\$ 56,149.15
GOMES ANDO	JEAN M	MS SPED TEACHERS PAY	\$ 52,452.18		\$ 3,623.00	\$ 56,075.18
FINN	ELIZABETH J	HS SPED TEACHERS PAY	\$ 54,292.08		\$ 1,755.40	\$ 56,047.48
MITCHELL	GLORIA LEE	SEL-Clerical Salaries	\$ 41,238.35	\$ 11,544.09	\$ 3,200.00	\$ 55,982.44
MCSWEENEY	BRIAN EDWARD	WTR-Labor Payroll	\$ 54,271.49		\$ 1,054.55	\$ 55,326.04
BATES	SHERRIE LEA	ASR-Admin. Support Salaries	\$ 52,125.39		\$ 3,155.33	\$ 55,280.72
MULLOY	SUSAN ANNE	BOH-Admin. Support Salaries	\$ 55,200.00			\$ 55,200.00
DUFFEY	BRIAN R	HS PRINCIPAL / ASST PRINC. PAY	\$ 55,044.99			\$ 55,044.99
LEONARD	PATRICK RYAN	ATHLETIC DIRECTOR PAY	\$ 54,999.88			\$ 54,999.88
ANDERSON	JULIANA MAE	MS CLASSROOM TEACHERS PAY	\$ 51,874.94		\$ 2,475.00	\$ 54,349.94
TAVARES	MARY-ANNE	DESK TOP TECHNICIAN	\$ 54,189.88			\$ 54,189.88
WHITE	CHRISTINE M	FIR-Clerical Salaries	\$ 52,215.75		\$ 1,898.96	\$ 54,114.71
LYONS	MICHELLE S	HS COUNSELORS PAY	\$ 54,043.44			\$ 54,043.44
KBEFE	PAULA S	CLK-Admin. Support Salaries	\$ 51,797.20	\$ 1,745.21	\$ 370.17	\$ 53,912.58
PORAZZO	LOUIS	CS CUSTODIANS PAY	\$ 47,924.37	\$ 4,391.24	\$ 1,250.00	\$ 53,565.61
JOHNSON	ERICK ROBERT	HWY-Labor Payroll	\$ 52,215.75		\$ 1,050.00	\$ 53,265.75
BEBERMAN	SARAH L	CS CLASSROOM TEACHERS PAY	\$ 48,213.60		\$ 4,859.03	\$ 53,072.63
SHARLAND	BRYAN J	MS CLASSROOM TEACHERS PAY	\$ 50,422.97		\$ 2,190.00	\$ 52,612.97
SWEENEY	COLLEEN M	KINDERGARTEN TEACHERS PAY	\$ 48,714.32		\$ 3,793.01	\$ 52,507.33
CLAYTON	ROSS A	HS CLASSROOM TEACHERS PAY	\$ 52,215.75		\$ 250.00	\$ 52,465.75
CHAPPRON	BRITTNEY LEE	MS SPED TEACHERS PAY	\$ 52,215.75		\$ 100.00	\$ 52,315.75
KRUGGER	MEGAN NICOLE	HS CLASSROOM TEACHERS PAY	\$ 51,767.08		\$ 275.00	\$ 52,042.08
POMEROY	CHRISTINE J	ACC-Admin. Support Salaries	\$ 45,065.50		\$ 6,777.38	\$ 51,842.88
STEVENS	AIMEE L	MS SECRETARIES PAY	\$ 48,714.32		\$ 3,085.00	\$ 51,799.32
COURNOYER	ALLYSON R	MS SPED TEACHERS PAY				

PRINCIPE	MOLLIE ANNE	MS CLASSROOM TEACHERS PAY	\$ 51,117.39		\$ 600.00	\$ 51,717.39
CHARLES	ROBERT E	VET-Department Head Salaries	\$ 49,845.59		\$ 1,775.00	\$ 51,620.59
VANTRAN	ANNE L	LIB-Librarian Salaries	\$ 50,571.75		\$ 1,000.00	\$ 51,571.75
HEALEY	BENJAMIN M	HS CLASSROOM TEACHERS PAY	\$ 51,269.18		\$ 250.00	\$ 51,519.18
ALLMAN	JANICE KAY	LIB-Librarian Salaries	\$ 50,571.75		\$ 800.00	\$ 51,371.75
GLYNN	MAURA K	HS CLASSROOM TEACHERS PAY	\$ 51,117.39		\$ 100.00	\$ 51,217.39
TRUMBULL	KERRIE	LIBRARIANS PAY	\$ 51,117.39			\$ 51,117.39
CURLEY	JOHN M	POL-Civilian Dispatchers	\$ 48,846.05	\$ 1,412.36	\$ 625.00	\$ 50,883.41
GORHAM	ANNE S	Presch/Full Day Kdg Services	\$ 48,000.04		\$ 2,616.60	\$ 50,616.64
DENEKAMP	JON R	FACILITIES-LABOR PAYROLL	\$ 47,758.00	\$ 2,696.81	\$ 39.99	\$ 50,494.80
DOYLE	AMY ELLEN	KINDERGARTEN TEACHERS PAY	\$ 48,172.97		\$ 2,190.00	\$ 50,362.97
DEVALL JR.	FRANK A	HS PRINCIPAL / ASST PRINC. PAY	\$ 50,192.39			\$ 50,192.39
HICKS II	DAVID BRIC	MS CLASSROOM TEACHERS PAY	\$ 48,714.32		\$ 1,387.50	\$ 50,101.82
KERRIGAN	ANNE L	PEG-Local Access for Per. Sves	\$ 50,048.04			\$ 50,048.04
SIDDIQUI	REBECCA A	HS CLASSROOM TEACHERS PAY	\$ 49,268.86		\$ - 127.80	\$ 49,396.66
KANE	DAWN MARIE	MS CLASSROOM TEACHERS PAY	\$ 48,714.32		\$ 600.00	\$ 49,314.32
SNOW-FURTADO	ERICA A	HS SCHOOL NURSE PAY	\$ 48,714.32		\$ 550.00	\$ 49,264.32
COLETTI	RICHARD M	HWY-Labor Payroll	\$ 41,238.35	\$ 6,344.65	\$ 1,500.00	\$ 49,083.00
MAHAN	SUZANNE	T/C-Clerical Salaries	\$ 48,966.37			\$ 48,966.37
PARSLOB	KIM L	ESL TEACHERS PAY	\$ 48,714.32		\$ 50.00	\$ 48,764.32
DRISCOLL	MARGARET	HS CLASSROOM TEACHERS PAY	\$ 48,172.97		\$ 550.00	\$ 48,722.97
CAMPBELL	JENNIFER J	CS CLASSROOM TEACHERS PAY	\$ 48,714.32			\$ 48,714.32
KARAHALIS	NATHANIAL D	MS CLASSROOM TEACHERS PAY	\$ 48,714.32			\$ 48,714.32
LAMARRE	ELIZABETH E	KINDERGARTEN TEACHERS PAY	\$ 48,714.32			\$ 48,714.32
GILLPATRICK	SUSAN CAROL	CLK-Admin. Support Salaries	\$ 46,214.56		\$ 2,474.84	\$ 48,689.40
MAGGIO	STEVEN M	MS CUSTODIANS PAY	\$ 43,523.48	\$ 4,656.00	\$ 112.32	\$ 48,291.80
HEFFERNAN	JAMES F	HS CUSTODIANS PAY	\$ 42,754.45	\$ 5,296.40	\$ 128.52	\$ 48,179.37
DASILVA	MICHELLE M	CS SPED TEACHERS PAY	\$ 48,172.97			\$ 48,172.97
KIRBY	JENNIFER	MS CLASSROOM TEACHERS PAY	\$ 48,172.97			\$ 48,172.97
MCCABE	KEVIN G	MS CLASSROOM TEACHERS PAY	\$ 48,172.97			\$ 48,172.97
ROBINSON	MARIA C	HS CLASSROOM TEACHERS PAY	\$ 48,172.97			\$ 48,172.97
ROSS	KAITLIN M	MS CLASSROOM TEACHERS PAY	\$ 48,172.97			\$ 48,172.97
WOLOHOJIAN	KIMBERLY J	MS CLASSROOM TEACHERS PAY	\$ 48,172.97			\$ 48,172.97
GOLDSTEIN	DANA R	MS CLASSROOM TEACHERS PAY	\$ 48,000.04			\$ 48,000.04
LANNI	MELANIE ANN	FNANCIAL SECRETARIES PAY	\$ 47,874.06			\$ 47,874.06
MCKENNEY	LYNNE S	SPED SECRETARY PAY	\$ 47,874.06			\$ 47,874.06
MCSTOWE	LINDA	CS SECRETARIES PAY	\$ 45,065.50		\$ 2,500.00	\$ 47,565.50

CAVANAUGH	JOSHUA W	DESK TOP TECHNICIAN	\$ 43,126.11		\$ 1,500.00	\$ 45,278.80
CARROLL	MICHAEL J	MS CUSTODIANS PAY	\$ 43,188.73	\$ 1,977.75	\$ 112.32	\$ 45,278.80
ROBBINS	JAMES L	DIRECTOR-PUPIL/PERS SERV. PAY	\$ 45,000.02			\$ 45,000.02
MCKENZIE	ELLEN BETH	PLN-Clerical Salaries	\$ 43,112.24		\$ 1,500.00	\$ 44,612.24
PRENDERGAST	SUSAN LEONA	COA-Clerical Salaries	\$ 42,539.60		\$ 1,500.00	\$ 44,039.60
FURIA	JENNIFER KAY	HS SECRETARIES PAY	\$ 39,420.48		\$ 4,118.00	\$ 43,538.48
VARRASSO	LISA A	AFTER SCHL PROGRAM	\$ 30,907.45		\$ 12,614.14	\$ 43,521.59
ROONEY	LAURIE J	LIB-Librarian Salaries	\$ 42,227.52		\$ 1,000.00	\$ 43,227.52
CACCIATORE	CECELIA ROSE	POL-Patrolman Salaries	\$ 34,072.75	\$ 1,487.60	\$ 6,081.01	\$ 41,641.36
RANDALL	MICHAEL F	POL-Patrolman Salaries	\$ 18,800.09	\$ 20,649.06	\$ 1,698.04	\$ 41,147.19
ASCI	DIANNE N	HS SECRETARIES PAY	\$ 39,420.48		\$ 1,600.00	\$ 41,020.48
BENSON	DEBRA J	HS GUIDANCE SECRETARY PAY	\$ 39,420.48		\$ 1,500.00	\$ 40,920.48
HARVEY	JANINE T	CS SECRETARIES PAY	\$ 39,420.48		\$ 1,500.00	\$ 40,920.48
DEJESUS	JOSHUA F	POL-Patrolman Salaries	\$ 28,455.31	\$ 7,917.78	\$ 3,698.24	\$ 40,071.33
ANDERSON	CHRISTY	JR/SR HIGH BEHAV.SPECIALIST	\$ 37,022.70		\$ 2,820.00	\$ 39,842.70
DOLL	MICHELE E	CLK-Clerical Salaries	\$ 39,724.14			\$ 39,724.14
LONG	KELLEY ANN	COA-Clerical Salaries	\$ 37,927.04		\$ 1,500.00	\$ 39,427.04
BAYRAMSHIAN	KELLIE	HS SPED TEACHERS PAY	\$ 38,981.51			\$ 38,981.51
PICKLUS	TRAVIS M	MS BEHAVIORAL SPECIALIST	\$ 27,059.83	\$ 80.00	\$ 10,529.67	\$ 37,669.50
ELDREDGE	KIMBERLY M	CON-Clerical Salaries	\$ 37,593.70			\$ 37,593.70
HOVER	ALLEN ROBERT	FIR-Permanent Fire Salaries	\$ 26,474.32	\$ 7,599.34	\$ 2,991.07	\$ 37,064.73
LINNEHAN	STACY L	MS SPED TEACHERS PAY	\$ 36,972.24			\$ 36,972.24
TWOHIG	KERRY D	T/C-Clerical Salaries	\$ 36,677.84			\$ 36,677.84
COGLAN	KAREN LUPA	HS CLASSROOM TEACHERS PAY	\$ 36,105.62			\$ 36,105.62
TANNER	KRISTEN LEE	CS SPED TEACHERS PAY	\$ 35,961.46			\$ 35,961.46
BEALL	CHRISTINE A	LIB-Librarian Salaries	\$ 34,694.10		\$ 350.00	\$ 35,044.10
BLAKNEY	THOMAS P	HS SPED TEACHERS PAY	\$ 34,544.59		\$ 375.00	\$ 34,919.59
FINN	JENNIFER A	LIB-Librarian Salaries	\$ 33,493.95		\$ 350.00	\$ 33,843.95
WATERMAN	JAMES DAVID	FIR-Permanent Fire Salaries	\$ 24,599.64	\$ 6,724.82	\$ 2,125.96	\$ 33,450.42
HALL	KELLY E	KINDERGARTEN TEACHERS PAY	\$ 32,986.09		\$ 225.00	\$ 33,211.09
LASLIE	MARZENA A	AFTER SCHL PROGRAM	\$ 4,651.86		\$ 28,506.00	\$ 33,157.86
SHEEHAN	KELSEY E	POL-Civilian Dispatchers	\$ 32,805.20	\$ 25.01		\$ 32,830.21
JOHNSON	REBECCA B	SEL-Clerical Salaries	\$ 32,717.60			\$ 32,717.60
COHENNO	JACQUI A	Presch/Full Day Kdg Services	\$ 32,402.65			\$ 32,402.65
SUAREZ	LAUREN M	HS COUNSELORS PAY	\$ 32,226.28			\$ 32,226.28
MCCABE	LIZANNE C	CS SUBSTITUTES PAY	\$ 29,788.66		\$ 2,130.00	\$ 31,918.66
MASON	JENNIFER A	School Lunch Revolvg-Pers Svcs	\$ 28,713.62		\$ 2,762.38	\$ 31,476.00

KLIM	MARILYN RUTH	ASR-Clerical Salaries	\$ 31,315.18		\$ 31,315.18
PURCELL	KIMBERLY ANN	School Lunch Revolvg-Pers Svcs	\$ 28,127.94	\$ 3,081.25	\$ 31,209.19
WILMARTH	DIANE M	MS SECRETARIES PAY	\$ 31,087.03		\$ 31,087.03
POLITANO	TRACY	HS SCHOOL NURSE PAY	\$ 28,422.29	\$ 1,965.00	\$ 30,387.29
DEAN	EVAN JAMES	HS CLASSROOM TEACHERS PAY	\$ 26,154.88	\$ 100.00	\$ 30,274.87
NEWELL	JAMES F	POL-Police Details		\$ 29,698.88	\$ 29,698.88
SHEPHERD	SHEILA J	School Lunch Revolvg-Pers Svcs	\$ 28,556.58	\$ 842.00	\$ 29,398.58
HORGAN	PATRICK M	HS CLASSROOM TEACHERS PAY	\$ 24,465.35	\$ 3,126.00	\$ 27,591.35
MILAUSKAS	PENNY J	AIDES FY18	\$ 20,598.78	\$ 6,276.43	\$ 26,875.21
CURTIN	SHERYL A	MS SPED TEACHING ASSISTANT PAY	\$ 20,501.46	\$ 6,291.63	\$ 26,793.09
POWER	MICHAEL JOHN	JR/SR HIGH BEHAV.SPECIALIST	\$ 25,204.49	\$ 1,497.00	\$ 26,701.49
BOUCHER	BEATA B	AFTER SCHL PROGRAM	\$ 15,059.69	\$ 11,510.46	\$ 26,570.15
THOMAS	JOEL CHARLES	POL-Police Details		\$ 26,481.34	\$ 26,481.34
THISTLE	STEPHANIE F	Presch/Full Day Kdg Services	\$ 19,905.20	\$ 6,339.22	\$ 26,244.42
NARCOTTA	MARILYN	AIDES FY18	\$ 20,501.46	\$ 5,080.00	\$ 25,581.46
O'BRIEN	ELAINE	AIDES FY18	\$ 20,501.46	\$ 5,028.88	\$ 25,530.34
STEELE	CATHERINE A	AIDES FY18	\$ 19,905.20	\$ 5,485.93	\$ 25,391.13
KILEY	KERRY ANNE	AIDES FY18	\$ 19,252.08	\$ 5,648.49	\$ 24,900.57
ROAN	MARYANN C	HS CLASSROOM TEACHERS PAY	\$ 24,690.00		\$ 24,690.00
MEDEIROS	ASHLEY L	AIDES FY18	\$ 21,015.10	\$ 3,190.00	\$ 24,205.10
GIAMPIETRO	ANN M	KINDERGARTEN TEACHERS PAY	\$ 24,165.00		\$ 24,165.00
TIBBETTS	HOLLY J	DESK TOP TECHNICIAN	\$ 23,174.97	\$ 758.13	\$ 23,933.10
CRONIN	TAMMY	AFTER SCHL PROGRAM	\$ 23,753.35		\$ 23,753.35
KIRBY	ROBERT F	BLD-Inspector Salaries	\$ 23,658.99		\$ 23,658.99
RIZZO	JOANN MARY	MS SPED TEACHING ASSISTANT PAY	\$ 20,501.46	\$ 2,587.88	\$ 23,089.34
GUBERRA	BRUCE J	HS CUSTODIANS PAY	\$ 20,203.04	\$ 2,693.13	\$ 22,896.17
CRAWFORD	AMY E	AIDES FY18	\$ 20,501.46	\$ 2,317.88	\$ 22,819.34
PENARDI	LAURIE M	AIDES FY18	\$ 20,501.46	\$ 2,040.00	\$ 22,541.46
KENDRICK	SANDRA J	TITLE 1 SUPPORT FY18	\$ 20,556.84	\$ 1,952.88	\$ 22,509.72
BRISSON	JEREMY R	AIDES FY18	\$ 20,337.09	\$ 2,167.90	\$ 22,504.99
MCCARTHY	CHERYL E	AIDES FY18	\$ 20,501.46	\$ 1,845.00	\$ 22,346.46
SEARS	BILBEN M.	Presch/Full Day Kdg Services	\$ 20,501.46	\$ 1,807.88	\$ 22,309.34
FAIRBURN	RUTH A	MS SPED TEACHING ASSISTANT PAY	\$ 20,501.46	\$ 1,607.88	\$ 22,109.34
MCKAY	LISA M	ANC-Department Head Salaries	\$ 22,043.60		\$ 22,043.60
SACCOACH	EVA MARIE	HS SPED TEACHING ASSISTANT PAY	\$ 20,596.08	\$ 1,440.00	\$ 22,036.08
HORAN	CYNTHIA L	AIDES FY18	\$ 20,501.46	\$ 1,334.15	\$ 21,835.61
CROVO	MARY E	MS SPED TEACHING ASSISTANT PAY	\$ 20,501.46	\$ 1,247.88	\$ 21,749.34

DELOREY	JAMIE MARIE	AIDES FY18	\$ 13,955.34	\$ 7,715.00	\$ 21,670.34
O'SULLIVAN	ERIKA LOUISE	Non-resident Tuition	\$ 19,997.09	\$ 1,660.00	\$ 21,657.09
BEAN	KATHERINE L	HS SPED TEACHERS PAY	\$ 21,634.65		\$ 21,634.65
LUCCHETTI	PATRICIA M	AIDES FY18	\$ 19,905.20	\$ 1,646.25	\$ 21,551.45
MITCHELL	CORY MICHAEL	MS SPED TEACHING ASSISTANT PAY	\$ 19,201.64	\$ 2,335.00	\$ 21,536.64
SCULLY	AMANDA M	MS SPED TEACHING ASSISTANT PAY	\$ 19,197.09	\$ 2,260.00	\$ 21,457.09
RANDALL	DANIELLE M	Presch/Full Day Kdg Services	\$ 20,501.46	\$ 932.88	\$ 21,434.34
FOUNTAIN	JENNIFER C	HS SPED TEACHING ASSISTANT PAY	\$ 21,060.51	\$ 360.00	\$ 21,420.51
MURRAY	CAROLYN A	AIDES FY18	\$ 20,149.55	\$ 1,227.88	\$ 21,377.43
KRUKONIS	MARK STEPHEN	AIDES FY18	\$ 20,501.46	\$ 865.00	\$ 21,366.46
FAHEY	ANN MARIE S	HS COUNSELORS PAY	\$ 20,587.50	\$ 748.91	\$ 21,336.41
FARLEY	COURTNEY E	MS SPED TEACHING ASSISTANT PAY	\$ 20,149.55	\$ 1,175.00	\$ 21,324.55
FRANEY	PATRICK M	BLD-Inspector Salaries	\$ 21,187.80		\$ 21,187.80
GLEASON	CAROL A	AIDES FY18	\$ 19,959.02	\$ 1,065.00	\$ 21,024.02
PIESCO	NANCY LEE	MS SPED TEACHING ASSISTANT PAY	\$ 19,905.20	\$ 1,110.00	\$ 21,015.20
OSLOWSKI	CHRISTINE M	HS CLASSROOM TEACHERS PAY	\$ 20,942.28	\$ 25.00	\$ 20,967.28
LOFSTROM	ALISON MARIE	MS SPED TEACHING ASSISTANT PAY	\$ 19,905.20	\$ 1,000.00	\$ 20,905.20
MACNEIL	EILEEN M.	AFTER SCHL PROGRAM	\$ 18,659.56	\$ 2,018.90	\$ 20,678.46
GOODWIN	JORDIN MARIE	Non-resident Tuition	\$ 19,290.15	\$ 1,220.00	\$ 20,510.15
SULLIVAN	KEVIN E	POL-Police Details		\$ 20,491.75	\$ 20,491.75
DASILVA	SHEILA M	ASR-Clerical Salaries	\$ 20,350.56		\$ 20,350.56
MUSE	GINA MARIE	HS SPED TEACHERS PAY	\$ 20,250.00		\$ 20,250.00
GHELFI	SHANNON M	Non-resident Tuition	\$ 19,997.09	\$ 120.00	\$ 20,117.09
JENKINS	STACY	AIDES FY18	\$ 19,959.02	\$ 126.50	\$ 20,085.52
PEDRO	CONOR C	MS CLASSROOM TEACHERS PAY	\$ 20,076.93		\$ 20,076.93
MACQUINN	HEATHER LYN	AIDES FY18	\$ 19,905.20		\$ 19,905.20
RYAN	JACQUELINE E	Presch/Full Day Kdg Services	\$ 19,761.94	\$ 20.00	\$ 19,781.94
GROEZINGER	JULIE ANNE	AIDES FY18	\$ 17,539.39	\$ 2,063.63	\$ 19,603.02
BURKE	DEVON ROSE	HS CLASSROOM TEACHERS PAY	\$ 19,038.42	\$ 175.00	\$ 19,213.42
SEDGEMAN	HEATHER A	Presch/Full Day Kdg Services	\$ 19,201.64		\$ 19,201.64
CAMERON	VICTORIA J	MS CLASSROOM TEACHERS PAY	\$ 19,038.42		\$ 19,038.42
CLERGY	KATIE	CS SPED TEACHERS PAY	\$ 19,038.42		\$ 19,038.42
KELLY	CORTNEY M	CS SPED TEACHERS PAY	\$ 19,038.42		\$ 19,038.42
RIZZO	MICHELLE M	HS CLASSROOM TEACHERS PAY	\$ 19,038.42		\$ 19,038.42
WADSWORTH	NICOLE MARIE	CS COUNSELORS PAY	\$ 19,038.42		\$ 19,038.42
LANG	ROBERT LEO	POL-Additional Comp - Other		\$ 18,939.08	\$ 18,939.08
JORDAN	NANCY ELLEN	LIB-Librarian Salaries	\$ 18,413.83	\$ 500.00	\$ 18,913.83

CAVANAGH	KATHLEEN J	COA-Clerical Salaries	\$ 18,675.60		\$ 18,675.60
WOLFE	DAWNE E	AIDES FY18	\$ 18,430.14	\$ 60.00	\$ 18,490.14
CHARLES	LISA M	AIDES FY18	\$ 18,084.35		\$ 18,084.35
ROMANICK	JOANNE M	AIDES FY18	\$ 17,620.27	\$ 423.63	\$ 18,043.90
RIBEIRO	LAURA M	HS SPED TEACHERS PAY	\$ 17,836.21	\$ 120.00	\$ 17,956.21
SEBASTYN	ROBERT P	MS SPED TEACHING ASSISTANT PAY	\$ 17,607.64	\$ 317.45	\$ 17,925.09
MALONE	LISE C	AIDES FY18	\$ 17,539.39	\$ 100.00	\$ 17,639.39
BENTLEY JR	DAVID O	WIR-Inspector Salaries	\$ 17,618.50		\$ 17,618.50
TULLY	FREDERICK J	GPI-Inspector Salaries	\$ 17,618.50		\$ 17,618.50
ABBOTT	ELIZABETH M	MS SPED TEACHING ASSISTANT PAY	\$ 17,503.64	\$ 93.63	\$ 17,597.27
BOLIVAR	ANDRES F	POL-Civilian Dispatchers	\$ 17,330.40	\$ 194.22	\$ 17,524.62
HUBERT	WILLIAM P	SECURITY PAY	\$ 17,427.23		\$ 17,427.23
PELLEGRINO JR	WILLIAM M	HS SPED TEACHING ASSISTANT PAY	\$ 12,049.05	\$ 5,291.76	\$ 17,340.81
HAYWARD	DRENDA	AFTER SCHL PROGRAM	\$ 17,319.33		\$ 17,319.33
AMIRAULT	MICHELLE R	CS CLASSROOM TEACHERS PAY	\$ 17,307.72		\$ 17,307.72
STAPLETON	MARK C	HS CLASSROOM TEACHERS PAY	\$ 16,961.58	\$ 150.00	\$ 17,111.58
CHANDLEY	TRACY	HS SPED TEACHING ASSISTANT PAY	\$ 14,350.08	\$ 2,415.60	\$ 16,765.68
JASPER	CHRISTINA C	HS CLASSROOM TEACHERS PAY	\$ 16,615.35	\$ 100.00	\$ 16,715.35
FREEMAN	DAVID BARRY	FIR-Permanent Fire Salaries	\$ 13,719.03	\$ 2,061.19	\$ 16,670.54
AUGER	AMANDA M	HS CLASSROOM TEACHERS PAY	\$ 16,615.35	\$ 50.00	\$ 16,665.35
LONERGAN	JENNIFER A	Non-resident Tuition	\$ 14,497.48	\$ 1,914.28	\$ 16,411.76
DEAN	PEGGY ANN	CS SPED TEACHING ASSISTANT PAY	\$ 16,125.88	\$ 283.63	\$ 16,409.51
WALSH	RYAN WILLIAM	HS SUBSTITUTES PAY	\$ 16,147.68		\$ 16,147.68
FLORES	LYNNE ANN	School Lunch Revolvg-Pers Svcs	\$ 8,466.75	\$ 7,491.08	\$ 15,957.83
BRANCO	ANNA PAULA	School Lunch Revolvg-Pers Svcs	\$ 15,648.27	\$ 61.88	\$ 15,710.15
RESENDES	ROBERTA A.	AFTER SCHL PROGRAM	\$ 12,695.46	\$ 2,867.52	\$ 15,562.98
SLACK	ANDREA Q	MS SCHOOL NURSE PAY	\$ 15,156.54		\$ 15,156.54
SOLARI	STEVEN R	ASR-Board Salaries	\$ 14,895.90		\$ 14,895.90
LOUNSBURY	DIANNE MARY	TITLE 1 SUPPORT FY18	\$ 14,875.00		\$ 14,875.00
MCCABE	GEORGE C	HS COACHES PAY	\$ 13,091.66	\$ 1,627.33	\$ 14,718.99
GARDNER	EDWARD MERLE	BLD-Inspector Salaries	\$ 14,400.00		\$ 14,400.00
CARVALHO	RYAN MARK	MS SPED TEACHING ASSISTANT PAY	\$ 13,651.00	\$ 60.00	\$ 13,711.00
DIONNE-KAHAN	JESSICA A	AFTER SCHL PROGRAM	\$ 13,694.12		\$ 13,694.12
HUFFENUS	AMY E	AIDES FY18	\$ 12,546.70	\$ 622.50	\$ 13,169.20
MASEFIELD	KRISTIN MARY	Presch/Full Day Kdg Services	\$ 11,993.67	\$ 1,045.00	\$ 13,038.67
PENA	DAVID	DESK TOP TECHNICIAN	\$ 12,732.33	\$ 262.50	\$ 12,994.83
YETSOOK	AMANDA A	AFTER SCHL PROGRAM	\$ 11,747.67	\$ 1,100.00	\$ 12,847.67

CAREY	DOUGLASS A	POL-Police Details	\$ 12,460.00		\$ 12,460.00
CHESWORTH	ASHLEY	Presch/Full Day Kdg Services	\$ 11,911.38	\$ 528.92	\$ 12,440.30
DEALMEIDA	LUIS TAVARES	HS SUBSTITUTES PAY	\$ 12,225.00		\$ 12,225.00
BATTI	KAREN	MS CLASSROOM TEACHERS PAY	\$ 12,211.75		\$ 12,211.75
BOATES	BRENDAN	JR/SR HIGH BEHAV.SPECIALIST	\$ 6,962.58	\$ 5,195.00	\$ 12,157.58
BAGGIA	SUSAN R	HS SPED TEACHING ASSISTANT PAY	\$ 11,993.67	\$ 60.00	\$ 12,053.67
WOODFORD	TAMRA J	Presch/Full Day Kdg Services	\$ 11,026.72	\$ 935.00	\$ 11,961.72
CLIFFORD	JOYCE ANN	HS SPED TEACHING ASSISTANT PAY	\$ 11,695.58	\$ 80.00	\$ 11,775.58
CONLIN	REBECCA JEAN	AFTER SCHL PROGRAM	\$ 11,482.60	\$ 187.50	\$ 11,670.10
HALLINAN	PAUL MARTIN	POL-School Fees - Ch. 71-47	\$ 11,351.33	\$ 83.84	\$ 11,435.17
FURTADO	Joanna Marie	LIB-Librarian Salaries	\$ 11,092.23		\$ 11,092.23
LARAMEE-ROYAL	LISA J	BOH-PUBLIC HEALTH NURSE	\$ 10,985.80		\$ 10,985.80
ANDERSON	ZACHARY JOHN	PEG-Local Access for Per. Sves	\$ 10,920.00		\$ 10,920.00
OLIVEIRA	NICHOLE	School Lunch Revolv-Pers Svcs	\$ 10,568.25		\$ 10,568.25
MASON	SEAN F	JR/SR HIGH BEHAV.SPECIALIST	\$ 10,431.81		\$ 10,431.81
PALMER	DONNAMARIE A	AFTER SCHL PROGRAM	\$ 1,970.50	\$ 8,191.80	\$ 10,162.30
CULLIVAN	JENNA LIL	HS SPED TEACHING ASSISTANT PAY	\$ 6,962.58	\$ 3,056.00	\$ 10,018.58
COURNOYER	DEBRA ROBIN	Non-resident Tuition	\$ 8,938.98	\$ 1,037.50	\$ 9,976.48
BONANNO	JENNIFER J	Presch/Full Day Kdg Services	\$ 9,603.09		\$ 9,603.09
RIDLEY	WAYNE	MS CUSTODIANS PAY	\$ 9,558.00		\$ 9,558.00
QUIRK	PAULINE M	AFTER SCHL PROGRAM	\$ 9,507.35		\$ 9,507.35
WARKEL	DIANNE E	COA-FUNCTION COORDINATOR	\$ 9,393.75		\$ 9,393.75
STEPHEN	MICHELLE B	LIB-Librarian Salaries	\$ 9,380.74		\$ 9,380.74
KLEM	PRESTON T	FIR-Permanent Fire Salaries	\$ 7,361.20	\$ 1,535.66	\$ 9,363.76
DEROSIER	TINA J	AFTER SCHL PROGRAM	\$ 8,368.44	\$ 786.92	\$ 9,155.36
WHALEN	TANYA M	School Lunch Revolv-Pers Svcs	\$ 8,956.00		\$ 8,956.00
BUTTS	SARAH BETH	HS CLASSROOM TEACHERS PAY	\$ 8,864.04		\$ 8,864.04
FROST	CHRISTINE G	School Lunch Revolv-Pers Svcs	\$ 8,803.25		\$ 8,803.25
ADAO	MANDY G	AFTER SCHL PROGRAM	\$ 8,620.97		\$ 8,620.97
MASSE	DEBBI	CS SUBSTITUTES PAY	\$ 8,487.50		\$ 8,487.50
MURPHY	DANIEL B	HS CLASSROOM TEACHERS PAY	\$ 8,347.83	\$ 100.00	\$ 8,447.83
NORTON	SAMANTHA L	HS SPED TEACHING ASSISTANT PAY	\$ 8,031.68	\$ 211.60	\$ 8,243.28
FORRISTALL	KATHERINE D	AFTER SCHL PROGRAM	\$ 8,232.21		\$ 8,232.21
TAUSEVICH	JENNIFER	HS SPED TEACHING ASSISTANT PAY	\$ 7,237.58	\$ 893.75	\$ 8,131.33
VICKERY	DEBRA LEE	HS SUBSTITUTES PAY	\$ 7,725.00	\$ 300.00	\$ 8,025.00
LASLIE	KANDYSE A	MS DRAMA	\$ 7,927.00		\$ 7,927.00
KUEHN	LINDA	TITLE 1 SUPPORT FY18	\$ 7,925.00		\$ 7,925.00

KEENAN	AMANDA JANE	TITLE 1 SUPPORT FY18	\$ 6,930.63		\$ 820.00	\$ 7,750.63
CURTIN	MARCIA	School Lunch Revolv-Pers Svcs	\$ 7,682.50			\$ 7,682.50
SULLIVAN	JOHN F	COA-Labor Payroll	\$ 7,615.75			\$ 7,615.75
BOYLE	STEPHANIE	POL-Civilian Dispatchers	\$ 6,812.64	\$ 736.50		\$ 7,549.14
STEVENS JR	THOMAS E	FIR-Permanent Fire Salaries	\$ 6,622.98	\$ 304.11	\$ 386.88	\$ 7,313.97
CULLINAN	AMANDA K	AIDES FY18	\$ 6,962.58		\$ 220.00	\$ 7,182.58
DONOSO	LINDA M	AFTER SCHL PROGRAM	\$ 7,167.24			\$ 7,167.24
MERTEN	OLIVIA C	CS SPED TEACHING ASSISTANT PAY	\$ 6,930.63		\$ 39.00	\$ 6,969.63
SARTORI	MOLLIE E	CS SPED TEACHING ASSISTANT PAY	\$ 6,930.63		\$ 39.00	\$ 6,969.63
GENEROUS	DONNA M	School Lunch Revolv-Pers Svcs	\$ 6,815.25			\$ 6,815.25
KEADY	HANNAH ROSE	AIDES FY18	\$ 6,278.19		\$ 500.00	\$ 6,778.19
KENNEDY	MICHAEL D	POL-Police Details		\$ 6,634.84		\$ 6,634.84
DALY	HOLLY ANN	MS SPED TEACHING ASSISTANT PAY	\$ 6,204.32		\$ 399.00	\$ 6,603.32
EISENMANN	NICOLE MARIE	HS COACHES PAY	\$ 6,380.00			\$ 6,380.00
KELM	GAYLE	AFTER SCHL PROGRAM	\$ 6,168.67			\$ 6,168.67
ALMEIDA	TAYLOR K	TITLE 1 SUPPORT FY18	\$ 5,537.04		\$ 620.00	\$ 6,157.04
DAVISON	JOHN	HS COACHES PAY	\$ 6,137.01			\$ 6,137.01
SMITH	MICHAEL OWEN	HS COACHES PAY	\$ 6,137.00			\$ 6,137.00
GERMAINE	CHERYL	HOME TUTORS PAY	\$ 6,030.00			\$ 6,030.00
BROWN	JONATHAN T	AFTER SCHL PROGRAM	\$ 5,416.16		\$ 300.00	\$ 5,716.16
BYRNE	BRENDAN R	HOME TUTORS PAY	\$ 5,595.00			\$ 5,595.00
JOHNSON	PAMELA SUE	School Lunch Revolv-Pers Svcs	\$ 4,958.37		\$ 617.75	\$ 5,576.12
CHOUINARD	PAUL LEE	POL-Police Details		\$ 5,511.75		\$ 5,511.75
MEUSE	BLAINE M	ENCOURAGE ARREST	\$ 2,300.00	\$ 2,900.00	\$ 195.00	\$ 5,395.00
KING	BARRY T	POL-Patrolman Salaries	\$ 4,613.32		\$ 740.41	\$ 5,353.73
ARMANETTI	CHARLES D	POL-Police Details		\$ 5,223.25		\$ 5,223.25
WATSON	PATRICIA A	HS SUBSTITUTES PAY	\$ 5,062.50			\$ 5,062.50
JENKINS	TYLER	HWY-Labor Payroll	\$ 4,840.00			\$ 4,840.00
ROAN	ASHLEY P	WTR-Clerical Salaries	\$ 4,772.04			\$ 4,772.04
MULLEN	KATE	School Lunch Revolv-Pers Svcs	\$ 4,755.31		\$ 10.00	\$ 4,765.31
BARRY	KRISTIN	CS SUBSTITUTES PAY	\$ 4,725.00			\$ 4,725.00
LASLIE	CASSANDRA M	MS DRAMA	\$ 4,625.00			\$ 4,625.00
CHIPMAN	AMANDA LYNNE	Presch/Full Day Kdg Services	\$ 4,534.68		\$ 40.00	\$ 4,574.68
RUFFINI	APRIL E	SEL-Clerical Salaries	\$ 4,509.12			\$ 4,509.12
REAGAN	PATRICIA A	CS SUBSTITUTES PAY	\$ 4,387.50			\$ 4,387.50
GUARINO	JAMIE-LEE	School Lunch Revolv-Pers Svcs	\$ 4,336.50			\$ 4,336.50
ST LOUIS	NOELLE LYNNE	AIDES FY18	\$ 3,798.15		\$ 460.00	\$ 4,258.15

FOOTE	LISA ANN	School Lunch Revolv-Pers Svcs	\$ 4,241.25		\$ 4,241.25
ANDRADE	PETER	POL-School Fees - Ch. 71-47	\$ 3,969.30	\$ 192.00	\$ 4,161.30
HARLOW	CHERYL MARIE	POL-School Fees - Ch. 71-47	\$ 4,008.05		\$ 4,008.05
NEVERGELT	OLIVIA	School Lunch Revolv-Pers Svcs	\$ 4,007.75		\$ 4,007.75
ROH	RIBIN	MS SUBSTITUTES PAY	\$ 3,943.75		\$ 3,943.75
BABCOCK	KRISTEN JEAN	HS ADVISORS PAY	\$ 1,941.25	\$ 1,941.25	\$ 3,882.50
CASANO	MICHAEL J	HS ADVISORS PAY	\$ 1,941.25	\$ 1,941.25	\$ 3,882.50
WALSH	STEPHANIE A	MS SPED TEACHING ASSISTANT PAY	\$ 3,754.85	\$ 80.00	\$ 3,834.85
DEJESUS	MATTHEW A	HS COACHES PAY	\$ 3,820.00		\$ 3,820.00
DOUCETTE	PAUL F	HS COACHES PAY	\$ 3,819.99		\$ 3,819.99
TATTRIE	ERIC MING	HWY-Labor Payroll	\$ 3,795.00		\$ 3,795.00
SMITH	JODI MARIE	HOME TUTORS PAY	\$ 3,443.75		\$ 3,443.75
LEIGHTON	DAVID L	POL-Police Details		\$ 3,396.32	\$ 3,396.32
O'TOOLE	MARGARET B	HS SUBSTITUTES PAY	\$ 3,300.00		\$ 3,300.00
COLEMAN	MELISSA	AIDES FY18	\$ 3,262.50		\$ 3,262.50
PERRY	KYLE B	HWY-Labor Payroll	\$ 3,231.25		\$ 3,231.25
O'SULLIVAN	TIMOTHY D	POL-Police Details		\$ 3,211.41	\$ 3,211.41
FLUEVOG	ERICA G	DESK TOP TECHNICIAN	\$ 2,937.60	\$ 200.00	\$ 3,137.60
FINLAY	DAVID IRVINE	COA-Labor Payroll	\$ 3,134.38		\$ 3,134.38
MOORE	DAVID R	SWM-Inspector Salaries	\$ 3,105.96		\$ 3,105.96
SAWYER	AMY MAE C	Presch/Full Day Kdg Services	\$ 3,092.48		\$ 3,092.48
HUTCHINGS	JENNIFER R	MS SUBSTITUTES PAY	\$ 3,000.00		\$ 3,000.00
MCDERMOTT	JORDAN P	HS COACHES PAY	\$ 2,976.00		\$ 2,976.00
BLASKO	SIERRA J	LIB-Librarian Salaries	\$ 2,744.12		\$ 2,744.12
ROUNDS	TIMOTHY MARK	CS SUBSTITUTES PAY	\$ 2,737.50		\$ 2,737.50
MISKELL-BROWN	KATHLEEN	School Lunch Revolv-Pers Svcs	\$ 2,730.00		\$ 2,730.00
BOURNE	DEBORAH	MS SUBSTITUTES PAY	\$ 2,625.00		\$ 2,625.00
SCULLY	LAURINE J	MS DINING MONITORS	\$ 2,501.75	\$ 9.00	\$ 2,510.75
DOWLING JR	WILLIAM V	SEL-Board Salaries	\$ 2,499.96		\$ 2,499.96
MARGIE, JR.	JOHN FRANCIS	SEL-Board Salaries	\$ 2,499.96		\$ 2,499.96
SHEEDY	DAVID	SEL-Board Salaries	\$ 2,499.96		\$ 2,499.96
VOSS	DYLAN VON	FIR-Call Fire Salaries	\$ 1,108.60	\$ 1,364.77	\$ 2,473.37
SARSON	JAMES PETER	LIB-Librarian Salaries	\$ 2,435.56		\$ 2,435.56
GREENE	ROBERT D	HS SUBSTITUTES PAY	\$ 2,400.00		\$ 2,400.00
VARRASSO	ALYSSA RITA	LITTLE VIKINGS	\$ 2,400.00		\$ 2,400.00
GENTILE	MEGHAN E	AFTER SCHL PROGRAM	\$ 2,109.00	\$ 281.25	\$ 2,390.25
EVANGELISTA	TAYLOR N	LITTLE VIKINGS		\$ 2,340.00	\$ 2,340.00


GUIMOND	LAURA J	MS SUBSTITUTES PAY	\$ 2,137.50			\$ 2,137.50
TREGGIARI	KEVIN JOHN	HS SUBSTITUTES PAY	\$ 2,137.50			\$ 2,137.50
VANDERZEYDE	KURT	POL-Police Details		\$ 2,126.50		\$ 2,126.50
BERNER	TRISHA J	MS DRAMA	\$ 2,125.00			\$ 2,125.00
DYE	DAWN M	MS DINING MONITORS	\$ 2,014.76		\$ 87.75	\$ 2,102.51
QUIGLEY	MELISSA C	CS SUBSTITUTES PAY	\$ 2,100.00			\$ 2,100.00
WEIDENFELLER	MARCIA	CLK-Admin. Support Salaries	\$ 2,039.80			\$ 2,039.80
LALLI	MICHELLE C	MS DINING MONITORS	\$ 2,037.75			\$ 2,037.75
SOMERS	GARY THOMAS	FIR-Permanent Fire Salaries	\$ 1,892.28	\$ 67.58	\$ 69.39	\$ 2,029.25
GLUCK	CURTIS C	ASR-Board Salaries	\$ 2,000.00			\$ 2,000.00
BRENNAN	MICHAEL J	POL-Police Details		\$ 1,992.00		\$ 1,992.00
SANDS	TIMOTHY W	POL-School Fees - Ch. 71-47	\$ 1,872.00			\$ 1,872.00
BURTON	LEE A	School Lunch Revolvg-Pers Svcs	\$ 1,865.50			\$ 1,865.50
KIMBALL	STEVEN M	POL-Police Details		\$ 1,784.00		\$ 1,784.00
MONTEIRO	MATTHEW D	HS COACHES PAY	\$ 1,728.51			\$ 1,728.51
SALGADO	AMBER G	HS COACHES PAY	\$ 1,694.49			\$ 1,694.49
ZAMAITIS	DAVID R	POL-Police Details		\$ 1,675.00		\$ 1,675.00
TUCKER	ARTHUR W	COA-FUNCTION COORDINATOR	\$ 1,672.75			\$ 1,672.75
MANTER	TRACEY R	POL-Police Details		\$ 1,662.50		\$ 1,662.50
COSTA	ELSON PIRES	POL-Police Details		\$ 1,584.00		\$ 1,584.00
RUE	LISA W	MS AFTER SCHOOL ACT	\$ 1,575.00			\$ 1,575.00
TIBBETTS	JOHN WILLIAM	FIR-Call Fire Salaries	\$ 618.00	\$ 908.86		\$ 1,526.86
BERGHAUS	LAWRENCE CHA	POL-Police Details		\$ 1,512.50		\$ 1,512.50
PHILLIPS	DAVID L.	ASR-Board Salaries	\$ 1,500.00			\$ 1,500.00
CZOLPINSKI	KRYSTYNA	AFTER SCHL PROGRAM	\$ 1,482.21			\$ 1,482.21
O'GARA	KACEY	MS SPED TEACHING ASSISTANT PAY	\$ 1,412.70		\$ 40.00	\$ 1,452.70
CUSHMAN	RYAN M	POL-Police Details		\$ 1,425.00		\$ 1,425.00
ASHTON	BARRY EDWARD	POL-Police Details		\$ 1,400.00		\$ 1,400.00
JACOBSON	RACHEL F	LIB-Librarian Salaries	\$ 1,368.00			\$ 1,368.00
CLIFFORD	JACLYN F	Presch/Full Day Kdg Services	\$ 1,337.50			\$ 1,337.50
MURPHY	DEVAN E	AFTER SCHL PROGRAM	\$ 1,290.25			\$ 1,290.25
KEHOE	SAMANTHA B	LITTLE VIKINGS	\$ 1,260.00			\$ 1,260.00
MORIARTY	JOHN E	POL-Police Details		\$ 1,248.00		\$ 1,248.00
JACKSON	BRENNA N	MS SUBSTITUTES PAY	\$ 1,237.50			\$ 1,237.50
CONNOLLY	CATHERINE M	POL-Police Details		\$ 1,225.00		\$ 1,225.00
SALVAGGIO	NICHOLAS J	POL-Police Details		\$ 1,200.00		\$ 1,200.00
DRAYTON	MICHAELA M	MS SUBSTITUTES PAY	\$ 1,125.00			\$ 1,125.00


HEGER	MYLES C	BOH-Commissioners' Salaries	\$ 1,125.00	\$ 1,125.00
HUBERT	WILLIAM P	BOH-Commissioners' Salaries	\$ 1,125.00	\$ 1,125.00
SPAGONE JR	PETER PAUL	BOH-Commissioners' Salaries	\$ 1,125.00	\$ 1,125.00
BROWN	MEKAELA L	SPED In-District ESY Pay	\$ 1,100.00	\$ 1,100.00
FILES	CHRISTINA S	SPED In-District ESY Pay	\$ 1,100.00	\$ 1,100.00
WHALEN	JILLIAN M	SPED In-District ESY Pay	\$ 1,100.00	\$ 1,100.00
MCKENNEY	KAYLA LEE	SPED TUITIONS- SUMMER PROGRAMS	\$ 1,045.00	\$ 1,045.00
BROMBERG	ALLISON J	MS SUBSTITUTES PAY	\$ 1,040.40	\$ 1,040.40
LOPATA	ABIGAIL NOEL	CS SUBSTITUTES PAY	\$ 1,012.50	\$ 1,012.50
COLLINS	JOHN JOSEPH	CS SUBSTITUTES PAY	\$ 975.00	\$ 975.00
PUTT	KATELYN M	SPED In-District ESY Pay	\$ 975.00	\$ 975.00
SANCHEZ	EZEQUIEL	POL-Police Details	\$ 875.00	\$ 875.00
PAGNOZZI	ISABELLA M	LITTLE VIKINGS	\$ 840.00	\$ 840.00
MCCARTHY	BAYLEY E	SPED TUITIONS- SUMMER PROGRAMS	\$ 825.00	\$ 825.00
NUNES	JILLENE M	CS SUBSTITUTES PAY	\$ 825.00	\$ 825.00
MORGAN	JENNIFER L	MS SPED TEACHING ASSISTANT PAY	\$ 801.11	\$ 801.11
ALLEN	JUDITH E.	SENIOR TAX WORK OFF PROGRAM	\$ 800.00	\$ 800.00
BJORKLUND	KENNETH E	SENIOR TAX WORK OFF PROGRAM	\$ 800.00	\$ 800.00
BOBIGIAN	JANET LAURIE	SENIOR TAX WORK OFF PROGRAM	\$ 800.00	\$ 800.00
BOMAR KENNEDY	HELEN C	SENIOR TAX WORK OFF PROGRAM	\$ 800.00	\$ 800.00
BREW	CAROL A	SENIOR TAX WORK OFF PROGRAM	\$ 800.00	\$ 800.00
CHISHOLM	JOAN M	SENIOR TAX WORK OFF PROGRAM	\$ 800.00	\$ 800.00
CONNOLLY	THOMAS J	SENIOR TAX WORK OFF PROGRAM	\$ 800.00	\$ 800.00
CZOLPINSKI	WIESLAW	SENIOR TAX WORK OFF PROGRAM	\$ 800.00	\$ 800.00
DINAPOLI	KATHLEEN E	SENIOR TAX WORK OFF PROGRAM	\$ 800.00	\$ 800.00
DRESSER	FAY M	SENIOR TAX WORK OFF PROGRAM	\$ 800.00	\$ 800.00
ELLIOTT	MARTHA L	SENIOR TAX WORK OFF PROGRAM	\$ 800.00	\$ 800.00
FARLEY	SHARON ANN	SENIOR TAX WORK OFF PROGRAM	\$ 800.00	\$ 800.00
FLOECK	ELEANOR C	SENIOR TAX WORK OFF PROGRAM	\$ 800.00	\$ 800.00
FORD	ANNE F	SENIOR TAX WORK OFF PROGRAM	\$ 800.00	\$ 800.00
GORDON	WENDY	SENIOR TAX WORK OFF PROGRAM	\$ 800.00	\$ 800.00
HBEPS	DEBORAH G	SENIOR TAX WORK OFF PROGRAM	\$ 800.00	\$ 800.00
HUTCHINS	WINNIEFRED F	SENIOR TAX WORK OFF PROGRAM	\$ 800.00	\$ 800.00
KING	ELIZABETH A	SENIOR TAX WORK OFF PROGRAM	\$ 800.00	\$ 800.00
KINNEY	JOAN P	SENIOR TAX WORK OFF PROGRAM	\$ 800.00	\$ 800.00
KITCHELL	LORRAINE F.	SENIOR TAX WORK OFF PROGRAM	\$ 800.00	\$ 800.00
MAHONEY	BRENDA O	SENIOR TAX WORK OFF PROGRAM	\$ 800.00	\$ 800.00

MCKENZIE	IRENE M	SENIOR TAX WORK OFF PROGRAM	\$	800.00		\$	800.00
MINNIS	KATHLEEN E	SENIOR TAX WORK OFF PROGRAM	\$	800.00		\$	800.00
NADWORN	JOSEPH A	SENIOR TAX WORK OFF PROGRAM	\$	800.00		\$	800.00
PARKS	RITA M	SENIOR TAX WORK OFF PROGRAM	\$	800.00		\$	800.00
PERKINS	MARTHA L	SENIOR TAX WORK OFF PROGRAM	\$	800.00		\$	800.00
QUIRK	PAULINE M	SENIOR TAX WORK OFF PROGRAM	\$	800.00		\$	800.00
RIBEIRO	DIANE T	SENIOR TAX WORK OFF PROGRAM	\$	800.00		\$	800.00
ROSS	JAMES	SENIOR TAX WORK OFF PROGRAM	\$	800.00		\$	800.00
SAMATOWICZ	JUDITH A	SENIOR TAX WORK OFF PROGRAM	\$	800.00		\$	800.00
SARCIA	THOMAS J	SENIOR TAX WORK OFF PROGRAM	\$	800.00		\$	800.00
STRAFFIN	FRANCES B	SENIOR TAX WORK OFF PROGRAM	\$	800.00		\$	800.00
SWEENEY	RICHARD N	SENIOR TAX WORK OFF PROGRAM	\$	800.00		\$	800.00
THAYER	JANET A	SENIOR TAX WORK OFF PROGRAM	\$	800.00		\$	800.00
TOM	MAXINE J	SENIOR TAX WORK OFF PROGRAM	\$	800.00		\$	800.00
WADE	KATHLEEN ANN	SENIOR TAX WORK OFF PROGRAM	\$	800.00		\$	800.00
WILLIAMS	STEPHANIE A	SENIOR TAX WORK OFF PROGRAM	\$	800.00		\$	800.00
WOELFEL	MARIA L	SENIOR TAX WORK OFF PROGRAM	\$	800.00		\$	800.00
WOLENT	JOAN R	SENIOR TAX WORK OFF PROGRAM	\$	800.00		\$	800.00
DUNN	GEOFFREY J	POL-Police Details			\$	787.50	\$ 787.50
EDGERLY	CHRISTA T	AFTER SCHL PROGRAM	\$	743.04			\$ 743.04
CORCORAN	PATRICK S	POL-Police Details			\$	700.00	\$ 700.00
CORROW	KEVIN W	POL-Police Details			\$	684.00	\$ 684.00
KAISER	DAVID P	POL-Police Details			\$	680.00	\$ 680.00
CAMPBELL	PAUL A	POL-Police Details			\$	675.00	\$ 675.00
LUBAS	LISA ANN K	CS SUBSTITUTES PAY	\$	150.00		\$ 525.00	\$ 675.00
JOHNSON	MEGAN MARIE	T/C-Clerical Salaries	\$	624.08			\$ 624.08
DOYLE	WILLIAM M	GPI-Asst. Inspector Salary	\$	602.00			\$ 602.00
PAUL	FREDERICK G	WIR-Asst. Inspector Salary	\$	602.00			\$ 602.00
CERRA	PAUL	POL-Police Details			\$	600.00	\$ 600.00
KOSINSKI	KRISTEN M	CS SUBSTITUTES PAY	\$	600.00			\$ 600.00
NELSON	GARRETT M	POL-Police Details			\$	600.00	\$ 600.00
WRIGHT	CHRISTOPHER	POL-Police Details			\$	600.00	\$ 600.00
MORTON	WILLIAM G	POL-Police Details			\$	588.00	\$ 588.00
PEARL	JENNIFER L	School Lunch Revolvg-Pers Svcs	\$	581.00			\$ 581.00
TROCKI	ZACHARY C	POL-Police Details			\$	576.00	\$ 576.00
SHEPARD	MICHELE M	CS SUBSTITUTES PAY	\$	556.25			\$ 556.25
LEAVITT	TAYLOR M	LITTLE VIKINGS	\$	528.00			\$ 528.00


VARGUS	MIKAYLA J	LITTLE VIKINGS	\$	528.00		\$	528.00	
LOONEY	ROBERT T	MOD-Moderator Salary	\$	500.00		\$	500.00	
RAY	FRANK W	REG-Board Salaries	\$	500.00		\$	500.00	
WALSH	STEPHANIE A	REG-Board Salaries	\$	500.00		\$	500.00	
WOLFE	KATHERINE A	REG-Board Salaries	\$	500.00		\$	500.00	
WITKOWSKI	BRIAN D	HS SUBSTITUTES PAY	\$	487.50		\$	487.50	
GENTILE	ROBERT J	MS DINING MONITORS	\$	454.75	\$	2.25	\$	457.00
LEE	WAYNE D	POL-Police Details			\$	456.00	\$	456.00
RODEN	PATRICK E	HS SUBSTITUTES PAY	\$	450.00			\$	450.00
MCCARTHY	ELISE ANNE	MS SUBSTITUTES PAY	\$	412.50			\$	412.50
CALLAHAN	DANIEL W	POL-Police Details			\$	400.00	\$	400.00
DENNEHY	BRIAN M	POL-Police Details			\$	400.00	\$	400.00
DYBANTSA SR	ANICET F	POL-Police Details			\$	400.00	\$	400.00
KING	LAURA T	POL-Police Details			\$	400.00	\$	400.00
NELSON	STEPHEN R	POL-Police Details			\$	400.00	\$	400.00
SILVA	SHAWN GORDON	POL-Police Details			\$	400.00	\$	400.00
RESENDES	JILLIAN M	AFTER SCHL PROGRAM	\$	399.85			\$	399.85
LAWSON	JOANNE M	COA-FUNCTION COORDINATOR	\$	388.13			\$	388.13
ANDER	CHRISTOPHER	POL-Police Details			\$	384.00	\$	384.00
ARSENBAU	LEO	POL-Police Details			\$	384.00	\$	384.00
HINGST	ALBERT DAVID	POL-Police Details			\$	384.00	\$	384.00
IRR	JEFFREY J	POL-Police Details			\$	384.00	\$	384.00
KRASOWSKI	RICHARD E	POL-Police Details			\$	384.00	\$	384.00
OBRIEN	PAUL D	POL-Police Details			\$	384.00	\$	384.00
SIMON	JOYCE JEANNE	POL-Police Details			\$	384.00	\$	384.00
SULLIVAN JR	FRANCIS M	POL-Police Details			\$	384.00	\$	384.00
WILLETT	MARY M	POL-Police Details			\$	384.00	\$	384.00
DERBY	NANCY L	CS SUBSTITUTES PAY	\$	375.00			\$	375.00
CROVO	DANA FRANCIS	POL-Police Details			\$	360.00	\$	360.00
MCCORMACK II	JOHN JAMES	POL-Police Details			\$	360.00	\$	360.00
OBRIEN SR	ANTHONY T	POL-Police Details			\$	360.00	\$	360.00
BRASSARD JR	ROBERT E	POL-Police Details			\$	350.00	\$	350.00
RASHID	RUBAB F	HS SUBSTITUTES PAY	\$	337.50			\$	337.50
SIBERT	SCOTT	POL-Police Details			\$	336.00	\$	336.00
MCDERMITT	KATHERINE B	LITTLE VIKINGS	\$	330.00			\$	330.00
NICHOLS	ERIN TERESA	AFTER SCHL PROGRAM	\$	330.00			\$	330.00
SHAW	WILLIAM D	FIR-Call Fire Salaries	\$	328.00			\$	328.00

DEVILLY	MICHAEL T	FIR-Call Fire Salaries	\$	305.56	\$	305.56
BAGDON	JENNIFER M	School Lunch Revolvg-Pers Svcs	\$	305.50	\$	305.50
CARLSTROM	SHANNA MARIE	HS SUBSTITUTES PAY	\$	300.00	\$	300.00
CELLA	JOAN F	HS CLASSROOM TEACHERS PAY	\$	300.00	\$	300.00
DALEY	PETER R	POL-Police Details	\$	288.00	\$	288.00
REPETA	JULIA EMMA	LITTLE VIKINGS	\$	264.00	\$	264.00
STEVENS	ADAM PETER	LITTLE VIKINGS	\$	264.00	\$	264.00
CLIFFORD	SAMANTHA S	632 GRANT PROF STAFF FY 15	\$	237.50	\$	237.50
WAUGH	GAYNOL G	POL-School Fees - Ch. 71-47	\$	228.00	\$	228.00
ANDERSON	ANTHONY M	POL-Police Details	\$	200.00	\$	200.00
BOTELHO	TORREY M	POL-Police Details	\$	200.00	\$	200.00
DOYLE	KEVIN R	POL-Police Details	\$	200.00	\$	200.00
FOSCALDO	NICHOLAS J	POL-Police Details	\$	200.00	\$	200.00
MALIGNO	JEFF M	POL-Police Details	\$	200.00	\$	200.00
MCANAUGH	TODD	POL-Police Details	\$	200.00	\$	200.00
MCCARTHY	MICHAEL H	POL-Police Details	\$	200.00	\$	200.00
PIERCE	CHARLES J	POL-Police Details	\$	200.00	\$	200.00
VANO	JOHN L	POL-Police Details	\$	200.00	\$	200.00
WHITE	MICHAEL D	POL-Police Details	\$	200.00	\$	200.00
RADDATZ	STEPHEN	POL-Police Details	\$	192.00	\$	192.00
HAMILTON	BOGHAIN JOHN	MS SUBSTITUTES PAY	\$	187.50	\$	187.50
URBANO	NICOLE M	CS SUBSTITUTES PAY	\$	187.50	\$	187.50
VARGUS	ALANNAH N	FIR-Call Fire Salaries	\$	176.00	\$	176.00
BOUCHER	JAIME C	MS CLASSROOM TEACHERS PAY	\$	150.00	\$	150.00
DECAROLIS	WENDY J	MS SUBSTITUTES PAY	\$	150.00	\$	150.00
PANTANO	ALEXANDRA J	SUBSTITUTE NURSES PAY	\$	150.00	\$	150.00
FAGUNDES	LAUREN ANN	SUBSTITUTE NURSES PAY	\$	137.50	\$	137.50
VARGUS	RUTH ANNE	SUBSTITUTE NURSES PAY	\$	137.50	\$	137.50
HANCOCK	KELLY ANN	MS SUBSTITUTES PAY	\$	131.25	\$	131.25
CAYLOR	REBEKAH ANNE	POL-Additional Comp - Other	\$	125.76	\$	125.76
HAMILTON	CYNTHIA M.	POL-School Fees - Ch. 71-47	\$	122.88	\$	122.88
GUNTER	JOYCE	POL-Additional Comp - Other	\$	120.48	\$	120.48
WHIPPLE	MICHELLE E	HS SUBSTITUTES PAY	\$	112.50	\$	112.50
LINEHAN	RYAN P	POL-Police Details	\$	83.84	\$	83.84
RIZZO	SAMANTHA LEE	CS SUBSTITUTES PAY	\$	75.00	\$	75.00
DRISCOLL	ANDREW M	FIR-Call Fire Salaries	\$	33.00	\$	33.00
LIPINSKI	LAURA A	MS AFTER SCHOOL ACT	\$	25.00	\$	25.00





TOWN OF PEMBROKE, MASSACHUSETTS



ADVISORY COMMITTEE ANNUAL REPORT AND RECOMMENDATIONS

2018

ANNUAL TOWN MEETING WARRANT

ATTEND THE ANNUAL TOWN MEETING
TUESDAY, MAY 8, 2018
7:00 P.M.

PEMBROKE HIGH SCHOOL
LEARNING LANE
PEMBROKE, MA

APPENDIX A
Article 3
Town Administrator's Budget

TOWN OF PEMBROKE
FISCAL YEAR 2019 RECOMMENDED BUDGET

	2018 Budget	2019 Request	2019 Town Admin	2019 Contingent
Moderator				
Wages & Salaries-Elected	100	100	100	100
Totals	100	100	100	100
Board of Selectmen				
Wages & Salaries-Elected	9,000	9,000	9,000	9,000
Wages & Salaries	130,225	154,020	158,660	158,660
General Expenses	8,150	14,950	13,450	13,450
Purchase of Services-Audit	47,500	41,500	41,500	41,500
Purchase of Services-Pond Treatmen	0	92,965	92,965	92,965
Totals	194,875	312,435	315,575	315,575
Town Administrator				
Wages & Salaries	141,472	144,291	144,291	144,291
General Expenses	3,550	3,750	3,750	3,750
Totals	145,022	148,041	148,041	148,041
Legal				
Purchase of Services	115,000	115,000	115,000	115,000
Totals	115,000	115,000	115,000	115,000
Advisory Committee				
Wages & Salaries	6,836	6,836	6,836	6,836
General Expenses	572	581	581	581
Reserve Fund	50,000	50,000	50,000	50,000
Totals	57,408	57,417	57,417	57,417
Town Accountant				
Wages & Salaries	119,275	127,211	127,211	127,211
General Expenses	6,800	52,800	51,800	51,800
Totals	126,075	180,011	179,011	179,011
Board of Assessors				
Wages & Salaries-Elected	5,400	5,400	5,400	5,400
Wages & Salaries	243,255	248,854	248,754	248,754
General Expenses	37,150	37,450	37,150	37,150
Totals	285,805	291,704	291,304	291,304

ANNUAL REPORT & RECOMMENDATIONS

of the

FINANCE COMMITTEE

TOWN OF RAYNHAM

to the

PRE-TOWN MEETING

May 15, 2018 – 7:00 P.M. at the TOWN HALL

ANNUAL TOWN MEETING

May 21, 2018 – 7:00 P.M. at the MIDDLE SCHOOL

FINANCE COMMITTEE

GIL ALEGI, JR., CHAIRMAN

LINDA DEMELLO
MARIA GOMES
JOSEPH BICKEL


THEODORE SARGENT
JAMES HALUCH

BRING this Report with you to Town Meeting

TOWN OF RAYNHAM
General Fund Budget for the Fiscal Year 2019

DEPT	DEPARTMENT NAME	FY2018 BUDGET	FY2019 REQUEST	FY2019 RECOMMENDATION
114	Town Meeting Moderator Personnel Expenses	1,000.00	1,000.00	1,000.00
	Moderator	1,000.00	1,000.00	1,000.00
	Selectmen Personnel Expenses	177,360.00	177,632.00	177,632.00
122	Selectmen Expenses	23,800.00	33,800.00	33,800.00
	Selectmen	201,160.00	211,432.00	211,432.00
131	Finance Committee Expenses	6,110.00	6,585.00	6,585.00
	Finance Committee	6,110.00	6,585.00	6,585.00
132	Reserve Fund Expenses	75,000.00	75,000.00	75,000.00
	Reserve Fund	75,000.00	75,000.00	75,000.00
	Town Accountant Personnel Expenses	78,175.00	79,079.00	79,079.00
135	Town Accountant Expenses	13,010.00	13,025.00	13,025.00
	Town Accountant	91,185.00	92,104.00	92,104.00
	Audit Expenses	17,000.00	25,000.00	25,000.00
136	Audit	17,000.00	25,000.00	25,000.00
	Assessors Personnel Expenses	112,856.00	113,401.00	113,401.00
141	Assessors Expenses	13,990.00	14,166.00	14,166.00
	Assessor	126,846.00	127,567.00	127,567.00
	Town Treasurer/Collector Personnel Expenses	194,144.00	174,892.00	174,892.00
145	Town Treasurer/Collector Expenses	56,285.00	55,985.00	55,985.00
	Town Treasurer/Collector	250,429.00	230,877.00	230,877.00
	Capital Planning Expenses	5,000.00	5,000.00	5,000.00
149	Capital Planning Expenses	5,000.00	5,000.00	5,000.00
	Town Counsel Expenses	92,000.00	102,000.00	102,000.00
151	Town Counsel Expense	92,000.00	102,000.00	102,000.00
	Data Processing/MIS Expenses	112,250.00	112,250.00	112,250.00
155	Data Processing/MIS	112,250.00	112,250.00	112,250.00
	Tax Title Foreclosure Expenses	49,920.00	46,960.00	46,960.00
158	Tax Title	49,920.00	46,960.00	46,960.00
	Town Clerk Personnel Expenses	149,646.00	151,130.00	151,130.00
161	Town Clerk Expenses	7,557.00	7,604.00	7,604.00
	Town Clerk	157,203.00	158,734.00	158,734.00
	Primaries and Elections Personnel Expenses	5,770.00	22,000.00	22,000.00
162	Primaries and Elections Expenses	7,147.00	14,000.00	14,000.00
	Primaries and Elections	12,917.00	36,000.00	36,000.00
	Census and Street Listings Expenses	6,626.00	6,950.00	6,950.00
169	Census and Street Listings	6,626.00	6,950.00	6,950.00
	Conservation Commission Personnel Expenses	26,509.00	26,586.00	26,586.00
171	Conservation Commission Expenses	34,708.00	35,405.00	35,405.00
	Conservation Commission	61,217.00	61,991.00	61,991.00
	Town Planner Personnel Expenses	15,000.00	18,000.00	18,000.00
174	Town Planner Expenses	13,600.00	13,872.00	13,872.00
	Town Planner	28,600.00	31,872.00	31,872.00

TOWN OF ACUSHNET



Transcript of Articles in the Warrant for the

ANNUAL TOWN MEETING

Monday, May 14, 2018


At 7:00 p.m.

Please bring this report to the meeting for use in the proceedings at the

ALBERT F. FORD MIDDLE SCHOOL
708 Middle Road

GENERAL FUND		FY18 APPROPRIATION	FY19 REQUESTED	FINANCE COMMITTEE RECOMMENDS
1113	TOWN MEETING & ELECTIONS			
	Expense Total	3,500	11,000	11,000
1114	MODERATOR			
	Salary Total	725	725	725
	Expense Total	370	370	370
1122	SELECTMEN			
	Salary Total	220,668	224,361	224,361
	Expense Total	28,450	39,300	29,300
1131	FINANCE COMMITTEE			
	Salary Total	2,025	2,025	2,025
	Expense Total	550	550	550
1135	TOWN ACCOUNTANT			
	Salary Total	162,633	164,165	164,165
	Expense Total	28,800	39,100	39,100
1141	ASSESSORS			
	Salary Total	106,370	107,252	107,252
	Expense Total	46,055	46,725	46,725
1145	TOWN TREASURER			
	Salary Total	79,466	81,931	81,931
	Expense Total	8,300	28,300	28,300
1146	TOWN COLLECTOR			
	Salary Total	115,069	113,891	113,891
	Expense Total	10,100	10,100	10,100
1151	TOWN COUNSEL			
	Expense Total	84,500	84,500	84,500
1155	TECHNOLOGY			
	Salary Total	18,025	18,386	18,386
	Expense Total	112,964	105,464	105,464
	Capital Outlay Total	20,000	5,000	5,000
1161	TOWN CLERK			
	Salary Total	109,893	125,980	125,980
	Expense Total	5,875	5,350	5,350
	Capital Outlay Total	500	500	500
1163	BOARD OF REGISTRARS			
	Salary Total	8,000	12,000	12,000
	Expense Total	6,250	10,850	10,850
1171	CONSERVATION COMMISSION			
	Salary Total	57,736	63,992	58,992
	Expense Total	9,250	9,750	9,750
1172	SOIL BOARD			
	Salary Total	1,000	1,900	1,900
	Expense Total	50	25,200	200
1175	PLANNING BOARD			
	Salary Total	52,443	53,242	53,242
	Expense Total	2,025	2,025	2,025
1176	BOARD OF APPEALS			
	Salary Total	2,030	2,030	2,030
	Expense Total	2,150	2,150	2,150
1192	TOWN BUILDINGS			
	Salary Total	118,231	132,346	132,346
	Expense Total	111,000	114,000	114,000
GENERAL GOVERNMENT TOTAL:		1,735,003	1,784,460	1,754,460

TOWN OF NORWELL



Transcript of Articles in the Warrant for the

SPECIAL TOWN MEETING

And

ANNUAL TOWN MEETING

Report of the Advisory Board

Monday, May 7, 2018

At 7:30 p.m.

Please bring this report to the meeting for use in the proceedings at the

**NORWELL MIDDLE SCHOOL
Henry E. Goldman Gymnasium
328 Main Street**

ARTICLE 2

Line item to be voted		FY18 Appropriated	FY19 Requested	FY19 Town Administrator Recommends	FY19 Advisory Board Recommends
113-TOWN MEETING					
1	Total Salaries	\$ 2,664	\$ 1,500	\$ 1,500	\$ 1,500
2	Total Expenses	\$ 535	\$ 2,435	\$ 2,435	\$ 2,435
	Total: Town Meeting	\$ 3,199	\$ 3,935	\$ 3,935	\$ 3,935
122-SELECTMEN					
3	Total Salaries	\$ 329,136	\$ 337,394	\$ 337,394	\$ 337,394
4	Total Expenses	\$ 51,150	\$ 47,800	\$ 47,300	\$ 47,300
	Total: Selectmen	\$ 380,286	\$ 385,194	\$ 384,694	\$ 384,694
131-ADVISORY BOARD					
5	Total Expenses	\$ 500	\$ 500	\$ 500	\$ 500
	Total: Advisory Board	\$ 500	\$ 500	\$ 500	\$ 500
132-RESERVE FUND					
	Reserve Fund	\$ 260,000	\$ 260,000	\$ 270,000	\$ 270,000
6	Total: Reserve Fund	\$ 260,000	\$ 260,000	\$ 270,000	\$ 270,000
135-FINANCE DIRECTOR/TOWN ACCOUNTANT					
7	Total Salaries	\$ 227,491	\$ 246,012	\$ 246,012	\$ 246,012
8	Total Expenses	\$ 46,550	\$ 45,550	\$ 45,550	\$ 45,550
	Total: Finance Director/Town Accountant	\$ 274,041	\$ 291,562	\$ 291,562	\$ 291,562
141-ASSESSORS					
9	Total Salaries	\$ 138,611	\$ 141,329	\$ 141,329	\$ 141,329
10	Total Expenses	\$ 22,135	\$ 22,135	\$ 22,135	\$ 22,135
	Total: Assessors	\$ 160,746	\$ 163,464	\$ 163,464	\$ 163,464
145-TREASURER/COLLECTOR					
11	Total Salaries	\$ 294,444	\$ 304,809	\$ 304,809	\$ 304,809
12	Total Expenses	\$ 81,142	\$ 81,577	\$ 79,577	\$ 79,577
	Total: Treasurer/Collector	\$ 375,586	\$ 386,386	\$ 384,386	\$ 384,386
151-LEGAL SERVICES					
13	Total Expenses	\$ 100,000	\$ 100,000	\$ 100,000	\$ 100,000
	Total: Legal Services	\$ 100,000	\$ 100,000	\$ 100,000	\$ 100,000
152-PERSONNEL					
14	Total Expenses	\$ 500	\$ 500	\$ 500	\$ 500
	Total: Personnel	\$ 500	\$ 500	\$ 500	\$ 500
155-INFORMATION TECHNOLOGY					
15	Total Salaries	\$ 25,000	\$ 25,000	\$ 25,000	\$ 25,000
16	Total Expenses	\$ 127,304	\$ 111,000	\$ 111,000	\$ 111,000
	Total: Information Technology	\$ 152,304	\$ 136,000	\$ 136,000	\$ 136,000