

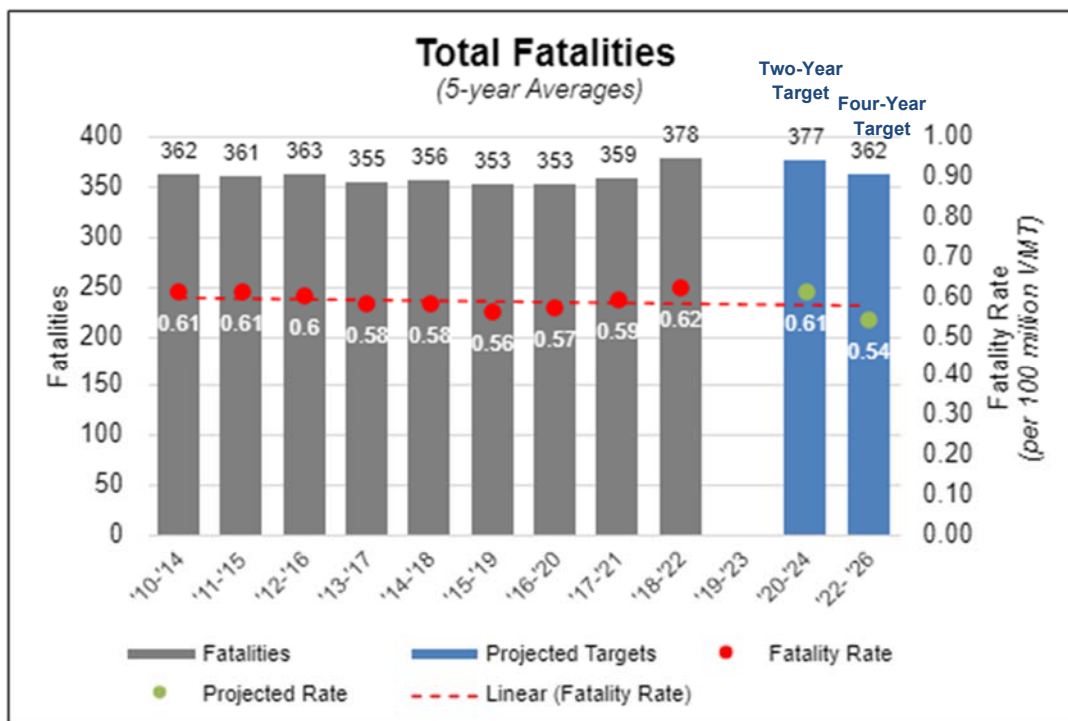
MassDOT CY24 Safety Performance Measure Targets (PM1)

Total Fatalities: Per Federal Highway Administration (FHWA) guidance, the calendar year (CY) 2024 target setting process began with a trend line projection based on the most recent available data. This year, MassDOT also developed a 2022-2026 target to be consistent with the Highway Safety Office and National Highway Traffic Safety Administration (NHTSA). Due to higher rates of speeding caused by decreased vehicle miles traveled (VMT) amid pandemic shutdowns in 2020 and the lingering impacts in 2021 and 2022, roadway fatalities were increasing relative to previous years. Furthermore, the Infrastructure Investment and Jobs Act (IIJA) requires “performance targets to demonstrate constant or improved performance,” so Massachusetts is unable to use increasing “targets.” Although the latest 2023 data suggests fatalities are trending towards pre-COVID levels, the data is incomplete and was not used when the target setting process began. Therefore, MassDOT developed the target for CY 2024 by projecting the 2023 and 2024 fatalities to be in line with pre-COVID data. As a result, year over year changes reflect a decrease of approximately 20% when comparing 2021 and 2022 to 2023 and 2024. However, the 5-year average from 2018-2022 to 2020-2024 sees only a minor decrease from 378 to 377. If this trend continues, the 2022-2026 average will drop to 362, a reduction 4%.

As always, MassDOT’s overarching goal is zero deaths and this goal will be pursued by implementing strategies from the [Strategic Highway Safety Plan](#) (SHSP). The Massachusetts SHSP and [Vulnerable Road User Safety Assessment](#) were both updated and finalized in 2023. These strategies help provide details on how the state will drive down fatalities and serious injuries. Moreover, it should be restated that while MassDOT developed numeric targets, the goal is 0 and MassDOT will continue to work toward that goal by implementing SHSP strategies.

Fatality Rate: The fatality rate represents five-year average fatalities divided by five-year average VMTs. The COVID-19 pandemic greatly impacted VMT, causing fatality rates to spike in 2020 with significantly lower VMT and slightly higher fatalities. Data projections for 2023 indicate VMT will exceed pre-pandemic levels. Consequently, the five-year average fatality rate is expected to decrease from 0.62 fatalities per 100 million VMT for 2018-2022, to 0.61 fatalities per 100 million VMT in 2020-2024, a reduction of 1.63%. If this trend continues, MassDOT projects a decrease to 0.54 fatalities per 100 million VMT, a reduction of 12%.

MassDOT CY24 Safety Performance Measure Targets (PM1)

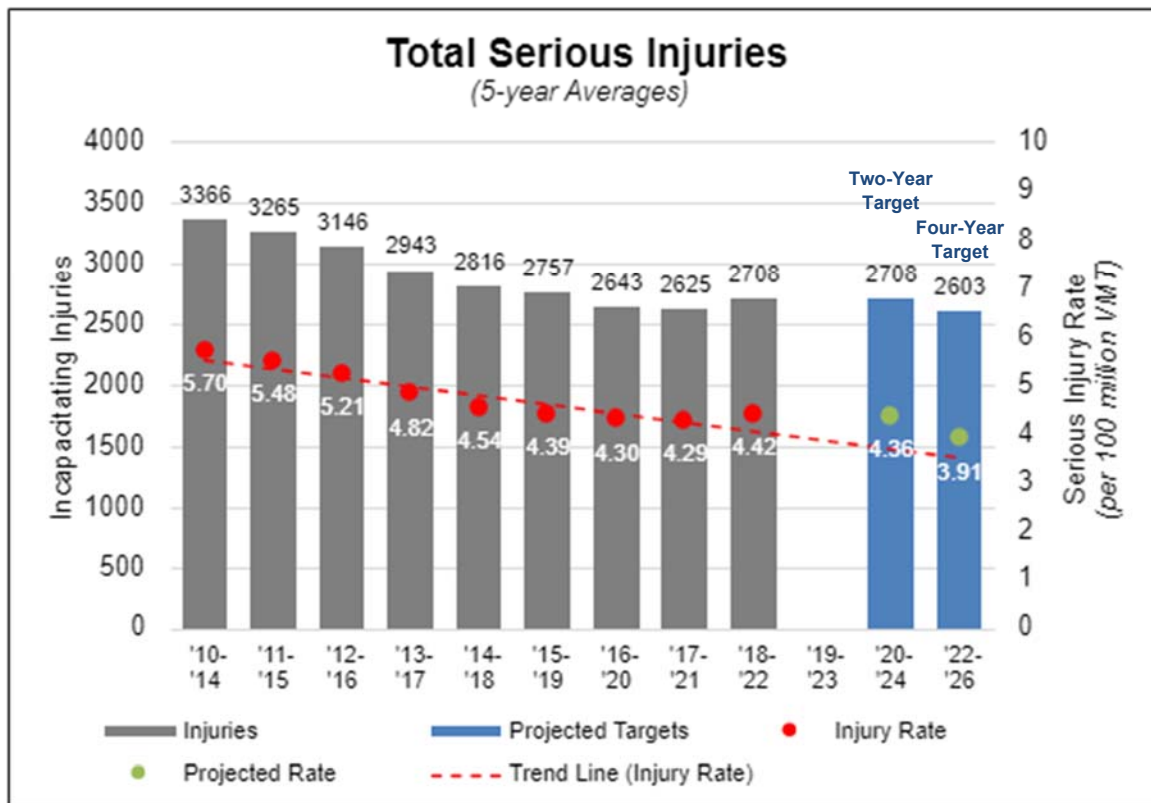


Total Serious Injuries: The target setting process began with a trend line projection based on the most recent available data. The 2021 and 2022 serious injury data were not finalized in the statewide crash system during this process, so it is possible these figures will change once that data becomes final.

Due to higher rates of speeding caused by decreased VMT amid pandemic shutdowns in 2020 and the lingering impacts in 2021 and 2022, serious injuries increased relative to previous years. Although the latest 2023 data suggests serious injuries are trending towards pre-COVID levels, the data is incomplete and was not used when the target setting process began. Therefore, MassDOT developed the target for CY 2024 by projecting the 2023 and 2024 serious injuries to be in line with pre-COVID data. As a result, year over year changes reflect a decrease of approximately 10% when comparing 2021 and 2022 to 2023 and 2024. However, the 5-year average from 2018-2022 to 2020-2024 remains the same at 2,708 serious injuries. If this trend continues, the 2022-2026 average will drop to 2,603, a 4% reduction.

Serious Injuries Rate: Similar to the fatality rate, serious injury rates were greatly impacted due to COVID. Following the methods above, the projection is now 4.36 serious injuries per 100 million VMT for 2020-2024. This reflects a 1.36% reduction compared to the 2018-2022 serious injuries rate of 4.42. If this trend continues, the 2022-2026 rate will drop to 3.91 serious injuries per 100 million VMT, a 11% reduction.

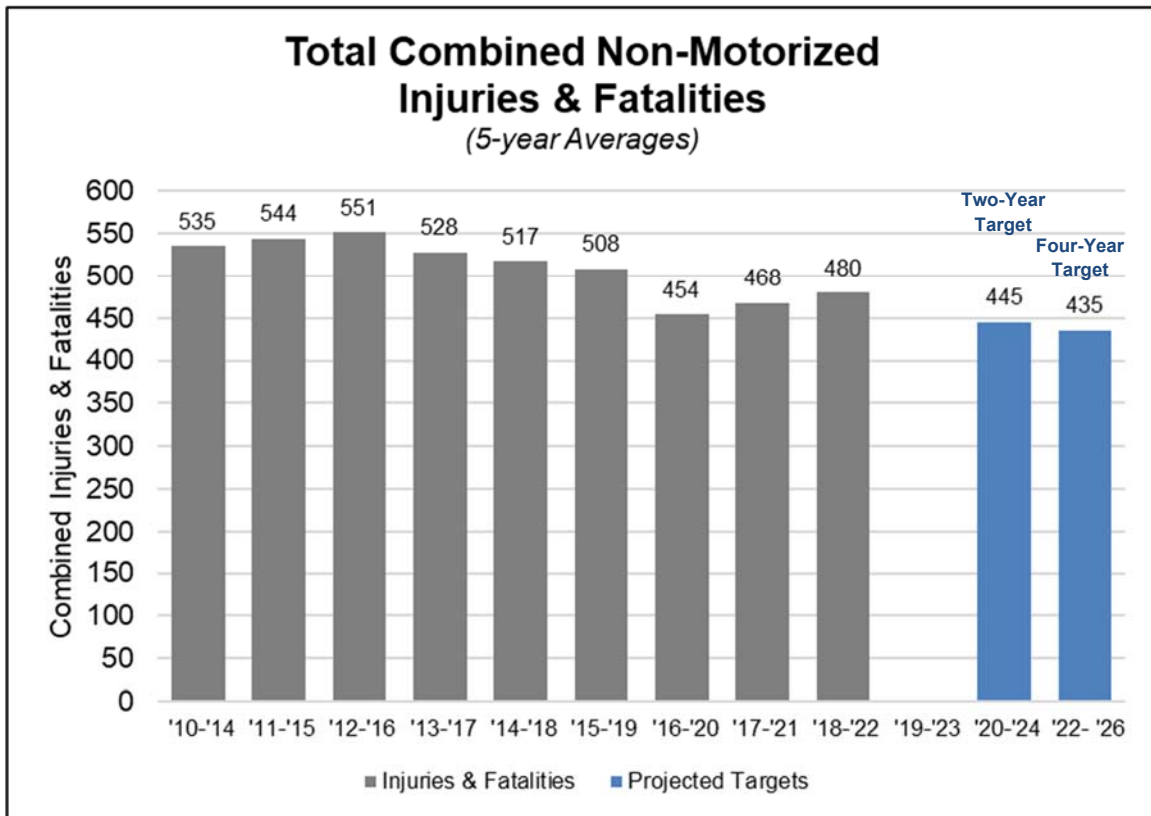
MassDOT CY24 Safety Performance Measure Targets (PM1)



Note: 2023 data is not complete and therefore was not used for target setting purposes.

Total Number of Non-Motorized Fatalities and Serious Injuries: The number of non-motorized fatalities and serious injuries decreased during the start of the pandemic in 2020, followed by an increase in 2021 and dramatic spike in 2022. Based on the state's emphasis on vulnerable road users, MassDOT anticipates the 2023 and 2024 numbers to match those from 2020. This results in a 5-year average of non-motorist fatalities and serious injuries decreasing from 480 (2018-2022) to 445 (2020-2024), a 7.3% reduction. Looking ahead to 2026, the average combined non-motorist fatalities and serious injuries is expected to decrease to 435, a reduction of approximately 9%.

MassDOT CY24 Safety Performance Measure Targets (PM1)



Note: 2023 data is not complete and therefore was not used for target setting purposes.

Note: The fatality and serious injury data contained here was developed to align with the data included in MassDOT's annual Highway Safety Improvement Program (HSIP) report. As such, historical data may be different from what was reported in prior years.

The targets were developed in coordination with the Executive Office of Public Safety and Security (EOPSS), the Highway Safety Division (HSD), and other sections within MassDOT. Although MassDOT emphasizes that the state's goal is zero fatalities and serious injuries, the state targets presented here are not "goals" but realistic targets considering the events of the last 3+ years. The Secretary of Transportation and Highway Division Administrator for MassDOT approved the targets recognizing that MassDOT must demonstrate short term incremental steps in order to achieve the Commonwealth's goal.