



2021 Budget Presentation



EAST BRIDGEWATER PUBLIC SCHOOLS



IT'S GREAT TO BE A VIKING!



East Bridgewater Public Schools Strategic Plan

At-A-Glance

Mission: The East Bridgewater Public School District, in partnership with the community, continues to provide an academically challenging and safe supportive learning environment that promotes the pursuit of excellence for all.

Vision: the East Bridgewater School District will be recognized as a district that embraces the academic and social-emotional growth of all students through a supportive, collaborative and challenging learning environment. Our students will be lifelong learners, enabled to develop knowledge and skills necessary for success and global citizens.

Goals			
Curriculum/ Instruction	Social Emotional Wellness	Professional Development	Technology
<p>A. To develop a comprehensive PreK to 12 aligned curriculum, based upon current research.</p> <p>B. To deliver the curriculum through the use of rigorous and well-rounded instruction.</p>	<p>To foster the social, emotional and healthy development of all students.</p>	<p>To provide all staff with comprehensive professional development opportunities that are designed to support the PreK-12 education community in their commitment to educate and inspire every student to achieve personal and academic excellence.</p>	<p>To provide all learners engaging learning experiences utilizing technology, while providing educators the capacity to create those opportunities.</p>

Where we are Today!

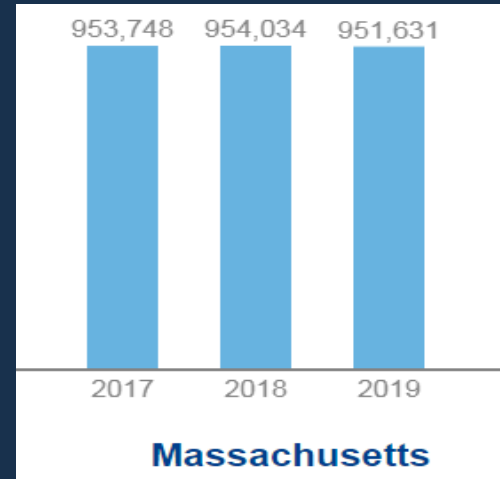
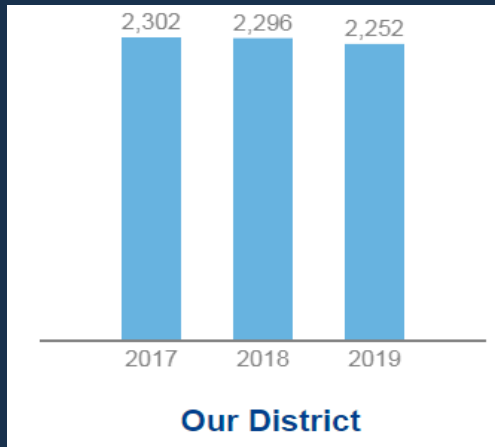
<u>FY2020 Budget</u>	
Salary	17,699,604
Non-Salary	3,180,291
School Budget	20,879,895
Regular Busing	912,600
Total	21,792,495



2019 District Report Card

Enrollment & Teachers/Staff

Student Enrollment:



The total number of students enrolled, including pre-kindergarten (PK), kindergarten (K), and students who attend beyond grade 12.

Total Teachers:

Total # of Teachers (FTE)	154.7
% of Teachers Licensed	100.0

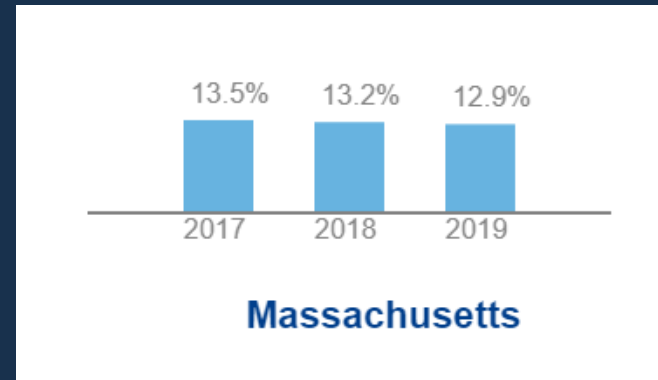
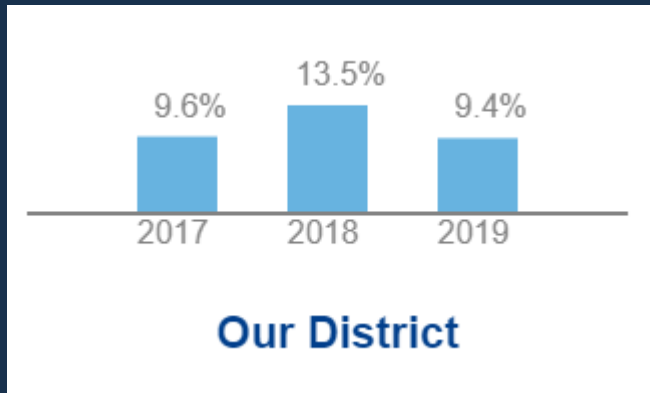
Total Teachers/Staff:

FTE Count	278.5
-----------	-------

2019 District Report Card

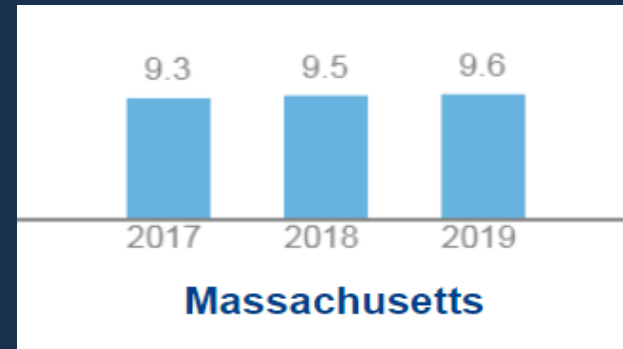
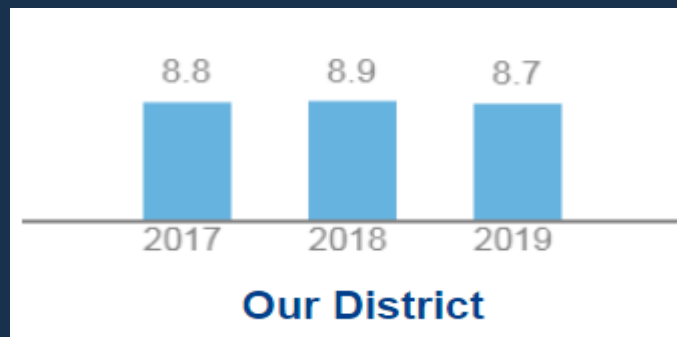
Attendance Rates

Chronic Absenteeism Rate:



The percentage of students who miss more than 10 percent of the school year. In a typical 180-day school year, this represents the percentage of students who miss 18 or more days of school.

Average Number of Days Absent:



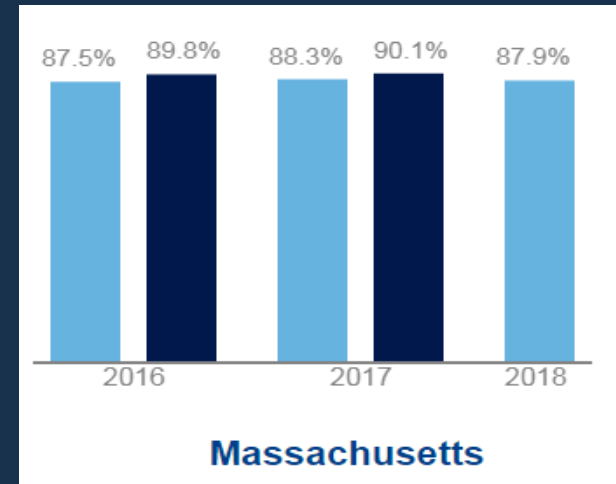
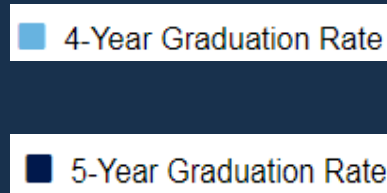
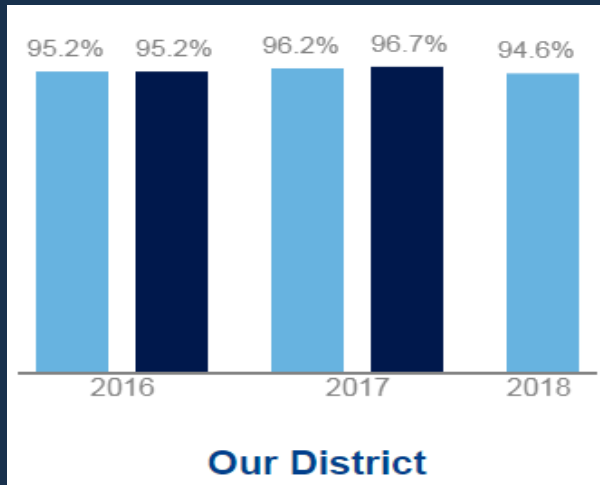
The average number of days of school that a student misses in a school year.

2019 District Report Card

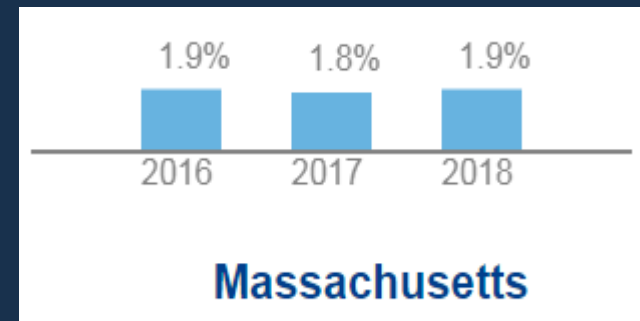
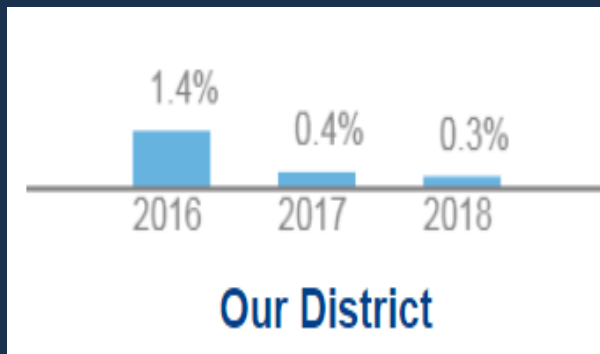
Graduation Rates

Graduation Rates:

The graduation rate is the percentage of students who graduate from high school within 4 or 5 years.



Annual Drop-Out Rate:



The annual dropout rate is the percentage of students in grades 9 through 12 who leave school in a given year without graduating or transferring to another school.

2019 District Report Card

Accountability

An accountability system brings together a set of measures in order to provide clear, actionable information about district and school performance. In Massachusetts, accountability results are calculated using information related to student performance on state tests, chronic absenteeism, high school completion, and advanced coursework completion.

Massachusetts sets annual improvement targets for every district and school. Targets are set for achievement, growth, English learner progress, chronic absenteeism, high school completion, and advanced coursework completion. Districts and schools with a target percentage of 75% or higher are considered to be meeting or exceeding targets.



Our district is making moderate progress toward targets for most accountability measures.

Overall Classification

Massachusetts uses information related to progress toward improvement targets, accountability percentiles, graduation rates, and MCAS participation rates to determine each district and school's overall classification. Most districts and schools are placed into two categories: those that require assistance or intervention from the state, and those that do not require assistance or intervention. Districts and schools that are new or very small are classified as having "insufficient data."

Not requiring assistance or intervention

Requiring assistance or intervention

School of
recognition

Meeting or
exceeding
targets

Substantial
progress
toward targets

Moderate
progress
toward targets

Limited or no
progress
toward targets

Focused/
targeted
support

Broad/
comprehensive
support

What we did with our funding

Curriculum and Instruction

- \$56,000 spent
- Physical Education/Health
- Social Studies
- Science Replacement Equip.



Continued Professional Development

- \$59,000 spent
- Ready Math Training
- Inclusive Practices Academy
- Book Clubs
- 175+ Workshop Offerings



New Hires

- Continue to fill Academic positions
- Nursing
- Adjustment/Social workers



OTHER

DATA Team (Panorama Platform)

Total spent \$ 10,000

- MAP Data
- MCAS data
- DIBELS data
- School Brains data



New Accomplishments

- SPED Reserve Fund
 - Potential increase \$100,000 FY21
- MSBA Projects
 - Central School Boiler/*Under Budget
 - Approved Central School Roof FY21
- Mitchell School
 - Security System Upgrade
- Robotics
- STEAM Labs
- Flexible Seating



EBPS Curriculum Review Cycle

	2016-2017	2017-2018	2018-2019	2019-2020	2020-2021	2021-2022	2022-2023
Science & Technology	Pilot/Purchase	Implementation				Needs Assessment	Pilot/Purchase
Math	Needs Assessment	Pilot/Purchase	Implementation				
Wellness (PE,Health,Guidance)		Needs Assessment	Pilot/Purchase	Implementation			
Social Studies, Language			Needs Assessment	Pilot/Purchase	Implementation		
ELA				Needs Assessment	Pilot/Purchase	Implementation	
Art, Music, Tech Ed					Needs Assessment	Pilot/Purchase	Implementation

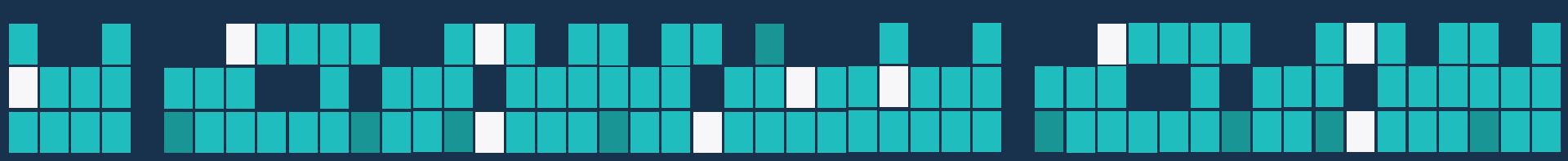
Professional Development

- Mass SEI Endorsement
- 2020 MCAS Alt. Training
- MASSCUE
- Special Education Summit 2019
- American Occupational Therapy Association (AOTA) Annual Conference and Expo
- Supporting English Learners in Specialty Subjects and Support Services
- Early Identification and Supports for Young Children with Autism Institute 2020
- TEC Conference
- The Best New Young Adult Books
- Mass Insight Education
- College Board AP Presentation
- NSTA National Conference
- MASCA
- MSAA preparing your students for science MCAS
- OT/PT advanced practice
- Mental Health Issues: Identifying and Responding to Anxiety/ Depression, Mood-BiPolar Disorders and School Phobia
- South Shore Literacy Coaches
- Frameworks on Tour
- Develop Growth Mindset in Mathematics to Increase Students'
- BU Shield mandated course for DESI license
- 2019 MAHPERD 90th Annual Convention
- Updates for 2020 MCAS - Alt
- Mentors (13)
- Data Team/UDL (20)
- Katie Novak Keynote
- Inclusive Practices Academy
- Subscriptions/Memberships
- Innovate Inside the Box – Book Club
- UDL Now – Book Club
- What Really Works with UDL – Book Club
- TapRoots – Becky Fidler
- ALICE Recertification
- Get to Know the New AP English Language and Composition Rubrics
- Early Identification and Supports for Young Children with Autism Institute 2020
- School Medicaid Billing
- Informational Session and Overview of the new Arts Frameworks
- American Library Association- national conference
- Google's Applied Digital Skills
- Foundations of School Nursing
- Annual CACE Conference
- Culturally Responsive Teaching – Book Club
- Colleges of the Fenway
- Building Inclusive Communities in Early Childhood
- New England Conference for Preschool Teachers
- AOTA Conference and Expo
- MaFLA
- Safety Care
- AOTA Conference and Expo
- Meeting in Washington DC
- Seekonk Learning Day
- AASL
- Arts Standards Overview
- Making sure kids are future ready
- MTA Ethnic Minority Affairs Committee Conference
- ATMIM
- Foxboro PD
- Safety Care Trainer recertification
- MTA Ethnic Minority Affairs Committee Conference



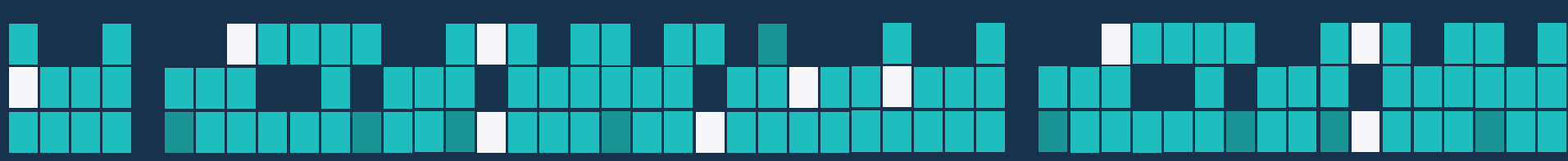
FY21 Increase What and Why:

- Out of District placement for students
- Enhance support for social emotional with additional adjustment counselors and nurses
- Continue to maintain and upgrade technology for both students and teachers
- To support NEASC Accreditation 5-year success plan
- Security Guard for JSHS, Mitchell School Behavioral Specialist, and ESL teacher
- Increased academic positions



FY21 Increase What and Why:

- Nurse Visits
 - 8,322 District yr
 - 2,798 Med Visits
- NRC SOCIAL WORK PROGRAM
 - REFERRALS-19
 - #1 BEHAVIOR MANAGEMENT
 - SCHEDULED 69/CRISIS 54
 - 67 STAFF CONSULTATION



Where we are Going Tomorrow!

<u>FY2021 Budget</u>	
Salary	18,178,122
Non-Salary	3,324,101
New Positions *	292,000
School Budget	21,794,223
Regular Busing	924,300
Total	22,718,523
* To be funded with School Revolving funds (ie. School Choice)	



Budget Change

FY2021 to FY2020 Budget Change

Salary	478,518	
Non-Salary	143,810	
New Positions	292,000	
School Budget	914,328	
Regular Busing	11,700	
Total	926,028	



NEW POSITIONS

- ★ Kindergarten -Census not complete?
- ★ Grade 3 Special Education (1)
- ★ Grade 5 (1)
- ★ JSHS Math/Science (?)*
- ★ Adjustment Counselor (2)
- ★ Nurse (1)
- ★ * waiting on schedule



FY21 Budget Assumptions

1. Increase support for Social and Emotional needs
2. Special Education Out of District
3. Maintains current class sizes
4. Meets contractual obligations
5. EBEA (Teacher) Collective Bargaining Agreement
currently in mediation



Chapter 70 Funding

						FY21
						Governors
	FY16	FY17	FY18	FY19	FY20	Budget
Enrollment	2,185	2,145	2,153	2,189	2,159	2,153
Foundation Budget	20,764,631	20,397,715	21,105,300	22,148,438	23,021,486	23,773,530
Required District Contribution	11,106,385	11,201,362	11,373,002	11,682,386	12,183,037	12,659,690
Chapter 70 Aid	10,361,132	10,479,107	10,543,697	10,609,367	10,847,253	11,113,840
Required Net School Spending	21,467,517	21,680,469	21,916,699	22,291,753	23,030,290	23,773,530
Increase in Chapter 70 Aid	54,625	117,975	64,590	65,670	237,886	266,587

Thinking Ahead...

- Recognize NEEDS of Students and Staff
- Feasibility Study for The Central School
- Special Needs programming



STUDENT CENTERED BECAUSE IT'S THE RIGHT THING TO DO!




IT'S GREAT TO BE A VIKING!

For additional information regarding the East Bridgewater Public Schools
please go to:

Clear Gov: <https://www.cleargov.com/massachusetts/school/east-bridgewater>



School Report Card:
<http://reportcards.doe.mass.edu/>



Please direct questions or comments to John Shea or Superintendent Liz
Legault



Please vote to certify the 2021 school funding of:



\$21,794,223**

** (New positions
included/School Choice)